



UEGW

BARCELONA 2010

18th United European
Gastroenterology Week

www.uegf.org

EACCME applied

October 23 – 27, 2010 // Barcelona, Spain

CCIB – Centre Convencions Internacional
Barcelona



**Preliminary Programme
& Call for Abstracts**

IMPORTANT DATES

January 4, 2010

Opening Online Registration

January 11, 2010

Opening Abstract Submission

May 5, 2010

Deadline Video Case Submission

May 14, 2010

Deadline Abstract & Clinical Case Submission

May 15, 2010

Deadline Early Registration

September 15, 2010

Deadline Late Registration

TABLE OF CONTENTS

Page

04 Welcome Address

05 About UEGF

07 Scientific Information

10 Postgraduate Teaching Programme

12 Scientific Programme Overview

16 Scientific Programme

21 Scientific Programme – GI and Liver Stem Cells Meeting

22 Scientific Programme – Lunch Sessions

23 Scientific Information – Call for Abstracts

25 Scientific Information – Call for Video Cases

27 Scientific Information – Call for Clinical Cases

29 Topic List

Page

31 Awards & Grants

33 ESGE Learning Area

34 Ultrasound Learning Center

35 Fun Run and Public Health Day

37 14th ESGENA Conference

41 Congress Registration


42 Congress Information

44 Hotel Accommodation

45 Information on Barcelona

47 Supporting Programme

50 Acknowledgements



UEGW

BARCELONA 2010

18th United European
Gastroenterology Week

www.uegf.org
EACCME applied



October 23 – 27, 2010 // Barcelona, Spain

CCIB – Centre Convencions Internacional
Barcelona

Responsible Organisation:

UEGF – United European Gastroenterology Federation

UEGF Secretariat:

Wienerbergstr. 11/12 A, 1100 Vienna, Austria

Phone: +43–1–997 16 39

Fax: +43–1–997 16 39-10

Email: office@uegf.org

Congress Venue:

Centre Convencions Internacional Barcelona (CCIB)

Rambla Prim 1–17, 08019 Barcelona, Spain

Congress and Exhibition/Sponsor Office:

CPO HANSER SERVICE GmbH – Core PCO

CPO HANSER[®]
SERVICE

Paulsborner Str. 44, 14193 Berlin, Germany

Phone: +49–30–300 669 0

Fax: +49–30–305 73 91

Email: uegw2010@cpo-hanser.de

WELCOME ADDRESS



Rolf Hultcrantz
UEGF President

Dear Friends,

The United European Gastroenterology Federation (UEGF) has the honour to welcome you to the UEGW 2010 in Barcelona. Since 1992 UEGW has been the forum for European Gastroenterologists and has shown a steady increase in participants over the years. UEGW is now among the top medical meetings in Europe and is recognized as a top class gastroenterology meeting also outside of Europe.

Not only has the number of participants increased, we have also been able to attract top scientists and the amount of submitted abstracts from well recognized scientific centres worldwide is steadily growing.

We are convinced that UEGW has managed to do so mainly because of its unique organisation. All societies that make up UEGF have representation on the Scientific Committee, resulting in a comprehensive programme that is beneficial to clinicians, academics and researchers alike. In the last years the UEGW post graduate course has been redesigned and ever since we have seen a steady increase in participants.

UEGF has expanded its activities during the last years following a reorganisation. The Education Committee now organises trainee courses and basic science workshops of highest quality standards throughout the year in different locations across Europe and offers financial aid and personal support with long-term partnerships and financial support of initiatives which intend to employ advanced methods of teaching in gastroenterological education.

The Public Affairs Committee is very active in drawing attention to the huge health problems caused by diseases in our field and has further been successful in gaining the press's interest in our area of health care and developing links with patient organisations.

A meeting however always depends on its participants in reaching its goals. We hope that all of you – those who come to learn about the latest in Gastroenterology, and those of you who want to present their work to colleagues, will help us create yet another successful UEGW. It is our hope that you will join us in Barcelona and contribute to a successful gastroenterology meeting with excellent science and education in the field.



Rolf Hultcrantz
UEGF President

ABOUT UEGF

MISSION & GOALS

The UEGF is a professional medical non-profit organisation comprising all of the major European societies with an interest in disease of the digestive system, including the oesophagus, stomach, liver, gallbladder, pancreas, intestine and bowel. The European societies that make up the Federation include medicine, surgery, GI oncology, paediatrics and endoscopy. UEGF is the most comprehensive organisation of this kind in the world and our affiliated societies represent over 22,000 European specialists.

The goals of the United European Gastroenterology Federation are:

- to advance science and education in gastroenterology and hepatology for the benefit of public health
- to promote and co-ordinate, throughout Europe and beyond, discussion and exchange of ideas and results relating to the diagnosis, treatment, research and prevention of diseases
- to provide a suitable medium for the dissemination and discussion of the latest results in the field of gastroenterology and hepatology and related subjects
- to stimulate and promote basic and clinical research in the field and to render it visible in the global context
- to harmonize and improve clinical standards throughout the whole of Europe

FOUNDING MEMBERS OF THE UEGF

ASNEMGE	Association of National European and Mediterranean Societies of Gastroenterology
EAGE	European Association for Gastroenterology and Endoscopy
EASL	European Association for the Study of the Liver
EPC	European Pancreatic Club
ESGE	European Society of Gastrointestinal Endoscopy
ESPGHAN	European Society for Paediatric Gastroenterology, Hepatology and Nutrition
ISDS	International Society of Digestive Surgery

ASSOCIATE MEMBERS OF THE UEGF

ESCP	European Society of Coloproctology
EAES	European Association for Endoscopic Surgery
ECCO	European Crohn's and Colitis Organisation
EDS	European Digestive Surgery
EHSJ	European Helicobacter Study Group
ESDO	European Society of Digestive Oncology

ESGAR	European Society of Gastrointestinal and Abdominal Radiology
ESNM	European Society of Neurogastroenterology and Motility
ESPCG	European Society for Primary Care Gastroenterology

2010 UEGF COUNCIL

Rolf Hultcrantz, Sweden	President
Colm O'Morain, Ireland	President Elect
Christoph Beglinger, Switzerland	Secretary General
Peter Milla, UK	Treasurer
John Atherton, UK	Chairman Scientific Committee
Lars Lundell, Sweden	Chairman Education Committee
Reinhold Stockbrügger, Italy	Chairman Public Affairs Committee

Block Society Representatives

Michael Trauner, Austria	Liver Representative
Horst Neuhaus, Germany	Endoscopy Representative
Franco Bazzoli, Italy	General Gastroenterology Representative
Alexander Engel, The Netherlands	Surgery Representative
Markus Lerch, Germany	Independent Councillor

SCIENTIFIC COMMITTEE

John Atherton, UK
Scientific Committee Chairman

Fernando Azpiroz, Spain	National Representative
Yehuda Chowers, Israel	ECCO
Helena Cortez-Pinto, Portugal	EASL
Brendan Delaney, UK	ESPCG
Michael Delvaux, France	ESNM
Jacques Devière, Belgium	ESGE
Alexander Engel, The Netherlands	ESCP
Abe Fingerhut, France	EAES
J. P. Galmiche, France	EAGE
Beat Gloor, Switzerland	EDS
Mark Hull, UK	ASNEMGE
Roger Leicester, UK	ISDS
Markus Lerch, Germany	EPC
Francis Megraud, France	EHSJ
Tania Roskams, Belgium	Independent
Wolff Schmiegel, Germany	Independent
Raanan Shamir, Israel	ESPGHAN
Jaap Stoker, The Netherlands	ESGAR
Severine Vermeire, Belgium	Independent

ABOUT UEGF

PUBLIC AFFAIRS COMMITTEE

Reinhold Stockbrügger, Italy
UEGF Public Affairs Committee Chairman

Anthony Axon, UK
Miguel A. Gassull, Spain
Spiros Ladas, Greece
Vincent Lamy, Belgium
Walter Reinisch, Austria
Eduardo Targarona, Spain
Dominique Valla, France

EDUCATION PROGRAMME COMMITTEE

Lars Lundell, Sweden
UEGF Education Committee Chairman

Lars Aabakken, Norway
Qasim Aziz, UK
Pascal Berberat, Germany
Maximilian Bockhorn, Germany
Nick De Wit, The Netherlands
Joost Drenth, The Netherlands
Heinz Hammer, Austria
Peter Jansen, The Netherlands
Andrea Laghi, Italy
Matthias Löhr, Sweden
Johann Pfeifer, Austria
Alan David Phillips, UK
Theodore Rokkas, Greece
Selman Uranues, Austria
Eric Van Cutsem, Belgium
Boris Vucelic, Croatia

ORGANISER



United European Gastroenterology Federation

UEGF Secretariat

Wienerbergstr. 11/12 A, 1100 Vienna, Austria

Phone: +43-1-997 16 39

Fax: +43-1-997 16 39-10

Email: office@uegf.org

CORE PCO OF UEGF

Congress and Exhibition / Sponsor Office

CPO[®]**HANSER**
SERVICE

Office Berlin

CPO HANSER SERVICE GmbH

Paulsborner Str. 44, 14193 Berlin, Germany

Phone: +49-30-300 669-0

Fax: +49-30-305 73 91

Email: uegw2010@cpo-hanser.de



WELCOME FROM SCIENTIFIC CHAIR / SCIENTIFIC INFORMATION

WELCOME TO UEGW 2010 IN BARCELONA!



The United European Gastroenterology Week (UEGW) has been organised annually since 1992 and has become the largest and most prestigious GI meeting in Europe.

Highlights for UEGW 2010

Barcelona 2010 will build on the reputation of previous UEGWs as world class clinically-oriented meetings. Particular highlights will include:

- Clinical updates by international experts
- Increased coverage of GI oncology, in response to the evolving role of many gastroenterologists
- a wider range of interactive formats such as debates and keypad voting sessions
- live endoscopy sessions in both the main programme and the postgraduate course
- Expanded "Case Presentation" sessions, with keypad voting
- Practical hands-on learning, for example for endoscopy and ultrasound

In parallel, we will improve the quality and accessibility of the translational science we feature. Features will include:

- A major international 2 day symposium on GI and liver stem cells organised by Hans Clevers and Tania Roskams and open to everyone registering for the UEGW.
- Basic science workshops, where specific cutting-edge topics are dissected and discussed.

Importantly, our meeting is becoming the showcase for the best original GI and liver research from Europe and elsewhere. To encourage this, we are making our oral abstract sessions more interactive and rejuvenating our poster presentation format. For many of us, the UEGW has become the premier place to present our most exciting research findings; we want to encourage all Europeans and many from outside Europe to view it as such.

Finally, our Postgraduate Course is growing in prestige and size year on year. The Barcelona 2009 Course will include plenary sessions on GI/liver cancer and IBD and parallel courses including live endoscopy, GI oncology for medical and surgical gastroenterologists, hepatology and IBD.

The UEGW Scientific Committee has been working hard to develop a great programme. Many thanks to them... and welcome to Barcelona!



John Atherton
Chair, UEGW Scientific Committee, Barcelona 2010

Join the 12,000 physicians, researchers and academics from around the world and learn about current research results! Witness the outstanding scientific programme with an emphasis on the newest research advances as well as clinical and technical innovations in all areas of gastroenterology, hepatology and related fields! Take part in educational courses on diagnostic methods and treatment techniques!

Meet and exchange ideas with medical experts, patient organisations' representatives and common interest groups! Contribute to a meeting whose success is also in your hands!

FORMAT DESCRIPTIONS

Postgraduate Teaching Programme

The congress will be offering a full two-day Postgraduate Programme on Saturday and Sunday incorporating gastroenterology, hepatology, endoscopy, surgery, imaging and other diagnostic modalities. Participants will purchase a "passport" to move around the various options that will be running in parallel to allow them to "pick'n mix" according to their needs and interests. Full registration for the congress is not required.

Opening Plenary Session

The Plenary Session will be held on Monday morning and will include official speeches and the opening of the core scientific programme with a mixture of invited speakers and presentations of the best submitted abstracts. No parallel sessions will be scheduled.

Symposia

Interdisciplinary symposia led by a truly international faculty will cover new approaches to diagnosis and treatment, and place major emphasis on innovative, technical advances in the non-invasive management of gastrointestinal and hepatic disorders and basic science, including State-of-the-Art and Named Lectures.

Today's science; tomorrow's medicine: GI and Liver Stem Cells Symposium

UEGW 2010 is proud to host an international two-day symposium on GI and liver stem cells, co-organised by Hans Clevers and Tania Roskams. This will feature the best stem cell scientists from around the world, meeting to discuss the current state-of-the-art in stem cell biology. The symposium will focus specifically on implications for GI research and for patient management. It will include 5 state-of-the-art invited sessions and 2 free paper sessions featuring the best international original stem cell research.

SCIENTIFIC INFORMATION

Free Paper Sessions

Original research presentations delivered orally will have increased prominence this year, with a more interactive format. These sessions will allow presentation and lively discussion of the best original research submitted to the UEGW meeting. This is your opportunity to hear about GI and liver research in Europe and worldwide before it is published, and to question the researchers.

Video Case Sessions

The Video Case Session is an excellent platform for brief information on very current issues of endoscopy. During this session short videos showing examples of new, unexpected, or exceptional Endoscopic practice will be presented and briefly discussed. Thus, the Video Case Session presents unusual cases or new technologies based on diagnostics of therapeutic endoscopy.

Live Endoscopy

Live endoscopy was the top request for future UEGWs in delegate feedback, and will be included in the main programme and the Postgraduate Course. Top international experts will demonstrate cutting-edge techniques and new tricks in a lively and exciting format. The use of multiple parallel cases and experienced chairman will ensure interactive learning without unnecessary gaps.

Clinical Case Sessions

The aim of these sessions will be to promote discussion on clinical management problems that fall outside standard clinical guidelines. Clinical cases will be presented and illustrated by high-quality endoscopic, radiological and pathological images. The audience will be invited to comment and vote on diagnostic and treatment options.

Lunch Sessions – Meet the experts

Lunch sessions are supposed to be management discussion sessions, not didactic teaching and are offered from Monday until Wednesday 12.45h–13.45h. The focus of each session will be on the daily clinical practice of gastroenterology, with patient-centred case discussions and opportunity for group interaction. The number of participants will be strictly limited to 30 and registrations will be accepted on a “first-come, first-served” basis. A lunch will be provided to all participants. Full registration for the congress is required.

Basic Science Workshops

During the core meeting there will be a Basic Science Workshop on each day. The workshops will be aimed at young investigators and focus on research methodologies, study design, data analysis etc. The topics to be covered and the

precise format of each workshop will be described prior to the congress.

Poster Exhibition / Poster Rounds

Poster sessions will feature an improved and roomier room layout and poster format. Poster Rounds will be held during the lunch period at the congress. Posters will be displayed from Monday until Wednesday and will be changed daily. Selected experts will visit groups of posters, when the presenter will be expected to give a 1–2 minute summary of the major findings described in the poster. The experts will lead the discussion with other members attending the poster session. It is the responsibility of the presenter to ensure that at least one of the authors is present during the poster session to lead the discussion. Best poster presentations will be awarded. At 13.45h each day a poster prize for the ‘Best Poster’ in each of the four major categories will be awarded:

- ➔ liver and pancreatic disease
- ➔ upper gastrointestinal disease
- ➔ lower gastrointestinal disease
- ➔ surgery, endoscopy

All UEGW 2010 attendees are kindly invited to join the Award Ceremony, which is held each day at 13.45h in the poster exhibition area. Awarded authors receive free entry to the Postgraduate Teaching Programme of next year’s UEGW in Stockholm.

ESGE Learning Area

The Learning Area will be divided into three sections: the Hands-On Training Centre, which will offer, in cooperation with ESGENA, various forms of hands-on training throughout the congress; the Lecture Theatre, which will offer lectures on selected topics and provide an opportunity for small forum discussions with experts; and the DVD Learning Centre, with several DVD stations offering individual learning for endoscopy. The Learning Area will be open during the general opening hours of the congress. Teaching Aid will be provided.

Ultrasound Learning Centre

The Ultrasound Learning Centre promotes the role of a main diagnostic and interventional tool in gastroenterology: Clinical ultrasonography in the hands of the gastroenterologist. The Ultrasound Learning Centre will offer Individual Hands-On Mini Practice, Lectures in Abdominal Ultrasonography and a Postgraduate Course on Ultrasonography for the Gastroenterologist, which is designed for both the beginner and the advanced, offering a mix of lectures and practical training by expert gastroenterologists.

SCIENTIFIC INFORMATION

Common Interest Groups

Common Interest Groups will have the opportunity to meet at the congress outside the core programme. Applications should be submitted to the UEGW 2010 Congress Secretariat to be considered by the Chair of the Scientific Committee.

ESGENA Conference

The Conference of the European Society of Gastroenterology and Endoscopy Nurses and Associates (ESGENA) is an associated meeting at the congress with separate scientific programme and registration.

EACCME – CONTINUING MEDICAL EDUCATION

The Organiser is in the process of seeking approval from the European Accreditation Council for Continuing Medical Education (EACCME) in Brussels, an institution of the UEMS, to provide EACCME credits for attendance at the scientific sessions of the core programme as well as for the postgraduate teaching programme. Following the agreement signed between the UEMS/EACCME and the American Medical Association, the EACCME's are recognized as PRA Class 1 Credits by the AMA and vice versa.

Information for Italian delegates

Gruppo SC is the official Italian agency who is authorised to deal with the Italian Health Authorities.

FISMAD – The Italian Federation of Digestive Diseases Societies
c/o GRUPPO SC

Studio Congressi Servizi per la Comunicazione

Via Napoleone Colajanni 4

00191 ROMA, Italy

Phone: +39–06–3290250

Fax: +39–06–36306897

e-mail: uegw@grupposc.com

www.grupposc.com

COLOUR LEGEND

OPENING PLENARY SESSION	POSTER EXHIBITION / POSTER ROUNDS
SYMPOSIA	ESGE LEARNING AREA
FREE PAPER SESSIONS	ULTRASOUND LEARNING CENTRE
LIVE ENDOSCOPY	COMMON INTEREST GROUPS
VIDEO CASE SESSIONS	14TH ESGENA CONFERENCE
CLINICAL CASE SESSIONS	INDUSTRY SATELLITE SYMPOSIA / BREAKFAST MEETINGS
LUNCH SESSIONS	POSTGRADUATE TEACHING PROGRAMME
BASIC SCIENCE WORKSHOPS	SPECIAL SYMPOSIA
GI AND LIVER STEM CELLS MEETING	

POSTGRADUATE TEACHING PROGRAMME

The UEGW Postgraduate Teaching Programme is the pre-eminent Continuing Medical Education opportunity in Europe for Medical and Surgical Gastroenterologists. It caters for both established practitioners and trainees.

We offer a full two-day postgraduate programme incorporating gastroenterology, hepatology, endoscopy, surgery, imaging and other diagnostic modalities. Participants will purchase a "passport" to move around between parallel sessions according to their interests. Thus there are full programmes for medical gastroenterologists, hepatologists, surgeons and endoscopists, but individuals can also "mix and match" to suit their specific educational needs. Full registration for the congress is not required.

SATURDAY, OCTOBER 23, 2010

HALLS TIME	AUDITORIUM	ROOM 112	ROOM 117
09.00 – 10.30	Plenary Session 1: Digestive and liver oncology in 2010		
11.00 – 13.00	Live endoscopy: Gastro-intestinal and pancreato-biliary	Liver course: Liver transplantation	Combined medical and surgical cancer course: Biliary and pancreatic cancer
14.00 – 16.30	Live endoscopy: Gastro-intestinal and pancreato-biliary	Liver course: Viral hepatitis in clinical practice: Recent updates	Combined medical and surgical cancer course: Oesophageal and gastric cancer
17.15 – 18.15	Satellite Symposia		

SUNDAY, OCTOBER 24, 2010

HALLS TIME	AUDITORIUM	ROOM 112	ROOM 117	ROOM 111
08.30 – 13.00	Endoscopy course: Techniques, tricks and outcomes	Liver course: Management of liver nodules	IBD course: Practical management of IBD patients	Surgery / Oncology course: Colo-rectal cancer
14.00 – 16.00	Plenary Session 2: Inflammatory bowel disease: The multi-disciplinary approach			
16.15 – 17.45 18.00 – 19.30	Satellite Symposia			

SATURDAY, OCTOBER 23, 2010

PLENARY SESSION 1

09.00 – 10.30

Digestive and liver oncology in 2010

- ⇒ Imaging modalities for guiding pre- and post- treatment strategies
- ⇒ Impact of molecular markers on treatment strategies
- ⇒ Liver metastases: Surgical and oncological approaches

PARALLEL SESSION 1

11.00 – 13.00 and 14.00 – 16.30

Live endoscopy Barcelona: Gastro-intestinal and pan-creato-biliary

PARALLEL SESSION 2

11.00 – 13.00

Liver course: Liver transplantation

- ⇒ European data on liver transplantation: Causes and outcomes
- ⇒ Particular issues in transplantation for alcoholic and metabolic liver diseases
- ⇒ Guidelines for post-transplantation care
- ⇒ Management of hepatitis C after liver transplantation

14.00 – 16.30

Liver course: Viral hepatitis in clinical practice: Recent updates

- ⇒ Worldwide overview of hepatitis B and C
- ⇒ Treatment decisions in hepatitis B infection
- ⇒ Treatment decisions in hepatitis C infection
- ⇒ Tailoring treatment for renal and oncology patients
- ⇒ New treatments for hepatitis C

PARALLEL SESSION 3

11.00 – 13.00

Combined medical and surgical cancer course: Biliary and pancreatic cancer

- ⇒ Staging biliary and pancreatic cancer
- ⇒ Photodynamic therapy in biliary cancer (including Klatskin tumours)
- ⇒ Management of cystic pancreatic malignancies and IPMN
- ⇒ Pancreatic cancer: The role and timing of chemotherapy and surgery

14.00 – 16.30

Combined medical and surgical cancer course: Oesophageal and gastric cancer

- ⇒ Screening strategies for upper GI malignancies
- ⇒ Imaging and staging in oesophageal and gastric cancer
- ⇒ Chemo and radiotherapy in oesophageal and gastric cancer
- ⇒ Surgical therapy for oesophageal and gastric cancer
- ⇒ Palliative therapy for upper GI cancer

POSTGRADUATE TEACHING PROGRAMME

SUNDAY, OCTOBER 24, 2010

PARALLEL SESSION 4

08.30–10.30 and 11.00–13.00

Endoscopy course: Techniques, tricks and outcomes

- ⇒ Colonoscopy
- ⇒ Endoscopic haemostasis
- ⇒ GI stenting
- ⇒ Enteroscopy
- ⇒ EMR and ESD
- ⇒ ERCP: Biliary
- ⇒ ERCP: Pancreatic
- ⇒ EUS: Diagnosis and therapy

PARALLEL SESSION 5

Liver course: Management of liver nodules

08.30–10.30

Liver and pancreatic nodules in asymptomatic individuals

- ⇒ The spectrum of benign focal liver lesions
- ⇒ Imaging and non-surgical management of hepatic focal lesions
- ⇒ Differential diagnosis of pancreatic lesions
- ⇒ Treatment of benign liver lesions

11.00–13.00

Liver nodules in cirrhotic patients/hepatocellular carcinoma

- ⇒ Screening and imaging for hepatocellular carcinoma
- ⇒ Definitions of dysplasia versus early cancer
- ⇒ Molecular mechanisms of hepatocellular carcinogenesis and new targets for treatment
- ⇒ Treatment options and algorithms

PARALLEL SESSION 6

08.30–10.30 and 11.00–13.00

IBD course: Practical management of IBD patients

- ⇒ Starting therapy in Crohn's disease: To combine or not to combine?
- ⇒ Stopping IBD drugs: Which and when?
- ⇒ Mucosal healing in Crohn's disease and ulcerative colitis: How should it be assessed and how important is it?
- ⇒ Importance of drug monitoring in IBD management
- ⇒ Acute severe colitis and refractory proctitis
- ⇒ Pregnancy and IBD
- ⇒ Guidelines on infection prevention and vaccination
- ⇒ What is there beyond the horizon?

PARALLEL SESSION 7

Surgery/Oncology course: Colo-rectal cancer

08.30–10.30

Colonic cancer

- ⇒ Screening today: Endoscopy, stool tests or both?
- ⇒ Early cancer in a polyp: Diagnosis and treatment
- ⇒ Stenting as a bridge to surgery
- ⇒ Improving surgical outcome

11.00–13.00

Rectal cancer

- ⇒ MRI staging: Impact on neo-adjuvant treatment decisions
- ⇒ Do all patients with rectal cancer need neo-adjuvant radiotherapy?
- ⇒ Surgery for rectal cancer: Where are we and what is the future?
- ⇒ Role of adjuvant chemotherapy in node positive rectal cancer

PLENARY SESSION 2

14.00–16.00

Inflammatory bowel disease: The multi-disciplinary approach

The patient with stricturing disease: Drugs and endoscopes

- ⇒ Which drugs and/or which endoscopic treatment?
- ⇒ Which surgery when?
- ⇒ Discussion

The patient with perianal Crohn's disease

- ⇒ Which medical treatments work?
- ⇒ Surgery: From setons, glues and plugs to advancement flaps
- ⇒ Discussion

Why is my patient suffering from pain?

- ⇒ Identifying inflammation/IBS/strictures: Do we have useful markers?
- ⇒ How can imaging help? What are the best investigations?
- ⇒ Discussion

Surgical complications in IBD

- ⇒ What surgical complications occur, and do biologicals or other IBD drugs increase the risk?
- ⇒ A medical approach to surgical complications
- ⇒ Discussion

SCIENTIFIC PROGRAMME OVERVIEW

MONDAY, OCTOBER 25, 2010

HALLS TIME	AUDITORIUM	BANQUET HALL	ROOM 211 + 212	ROOM 117	ROOM 112	ROOM 111
07.00–08.00	Breakfast Meetings					
08.00–10.30	Opening Plenary Session					
11.00–12.30	IBD therapies: From concept to clinic	CRC prevention strategie	Acute liver failure	Non variceal upper GI bleeding	Clinical Case Session 1	Stem cells: Today's science; tomorrow's medicine
12.15–14.00	Poster Sessions and Poster Award Ceremony					
12.45–13.45	Lunch Sessions (Rooms 127–134)					
14.00–15.30	Cochrane Symposium: Can evidence based medicine help reduce cancer burden in gastroenterology?	Alternatives to endoscopy	Autoimmune pancreatic and liver disease	Late Breaking Abstracts	Management of CRC liver metastases	Intestinal and colonic stem cells
15.45–17.15	Alcoholic liver disease	EUS for diagnosis, staging and treatment of upper GI and HPB lesions	Challenges facing mass eradication of <i>H. pylori</i>	How to increase quality of care with reduced costs	Tricky topics in IBD	Free Paper Session Stem Cells
18.00–19.30	Satellite Symposia					

TUESDAY, OCTOBER 26, 2010

HALLS TIME	AUDITORIUM	BANQUET HALL	ROOM 211 + 212	ROOM 117	ROOM 112	ROOM 111
07.00–08.00	Breakfast Meetings					
08.30–10.30	Live endoscopy	Population bowel cancer screening	GORD pathogen- esis	Obesity	Early immunosup- pressive therapy in Crohn's disease: Why? When? How?	Free Paper Session Stem Cells
11.00–12.30	Live endoscopy	Management of screening detected colorectal lesions	GORD: Diagnosis and therapy	Intraductal neo- plasia of the biliary and pancreatic ducts	Clinical Case Session 2	Stem cells and clonality in the stomach
12.15–14.00	Poster Sessions and Poster Award Ceremony					
12.45–13.45	Lunch Sessions (Rooms 127–134)					
14.00–15.30	Live endoscopy	Best of DDW 2010	Chronic abdominal pain: Mechanistic and management issues	Coeliac disease: Pathogenesis and epidemiology	End-stage liver disease: Clinical practice guidelines	Hepatic stem cells: Importance in fibrosis and carcinogenesis
15.45–17.15	Video Case Session	Uncomfortable issues in Gastroenterology	New pathophysio- logical trends in IBS	Intestinal involve- ment in the immu- nocompromized patient: When and how to investigate?	Viral hepatitis	Cancer stem cells: Implications for treatment approaches
18.00–19.30	Satellite Symposia					

SCIENTIFIC PROGRAMME OVERVIEW

MONDAY, OCTOBER 25, 2010

HALLS TIME	ROOM 113	ROOM 114	ROOM 115	ROOM 116	ROOM 118 + 119	ROOM 120 + 121	ROOM 122 + 123	ROOM 134
07.00–08.00	Breakfast Meetings							
08.00–10.30								
11.00–12.30	Chronic pancreatitis: Controversies and updates	Free Paper Session	Free Paper Session	Free Paper Session		Free Paper Session	Free Paper Session	Free Paper Session
12.15–14.00	Poster Sessions and Poster Award Ceremony							
12.45–13.45	Lunch Sessions (Rooms 127–134)							
14.00–15.30	Oesophageal diseases: Eosinophilic oesophagitis, achalasia and diverticula	Free Paper Session	Basic Science Workshop 1	Free Paper Session	Free Paper Session	Free Paper Session	Free Paper Session	Free Paper Session
15.45–17.15	Molecular targeted therapy for colorectal cancer	Free Paper Session	Free Paper Session	Free Paper Session	Free Paper Session	Free Paper Session	Free Paper Session	Free Paper Session
18.00–19.30	Satellite Symposia							


TUESDAY, OCTOBER 26, 2010

HALLS TIME	ROOM 113	ROOM 114	ROOM 115	ROOM 116	ROOM 118 + 119	ROOM 120 + 121	ROOM 122 + 123	ROOM 134
07.00–08.00	Breakfast Meetings							
08.30–10.30	Hepatocellular and pancreatic cancer	Free Paper Session	Free Paper Session	Free Paper Session	Free Paper Session	Free Paper Session	Free Paper Session	Free Paper Session
11.00–12.30	Liver diseases–Impact on the population and related political issues in Europe	Free Paper Session	Free Paper Session	Free Paper Session		Free Paper Session	Free Paper Session	Free Paper Session
12.15–14.00	Poster Sessions and Poster Award Ceremony							
12.45–13.45	Lunch Sessions (Rooms 127–134)							
14.00–15.30	Insights into gastric cancer pathogenesis	Free Paper Session	Basic Science Workshop 2	Free Paper Session	Free Paper Session	Free Paper Session	Free Paper Session	Free Paper Session
15.45–17.15	Free Paper Session	Free Paper Session	Free Paper Session	Free Paper Session	Free Paper Session	Free Paper Session	Free Paper Session	Free Paper Session
18.00–19.30	Satellite Symposia							

SCIENTIFIC PROGRAMME OVERVIEW

WEDNESDAY, OCTOBER 27, 2010

HALLS TIME	AUDITORIUM	BANQUET HALL	ROOM 211 + 212	ROOM 117	ROOM 112	ROOM 111
07.00–08.00	Breakfast Meetings					
08.30–10.30	Dysplasia and cancer in IBD	East meets West: Minimally invasive techniques	Cholestatic syndromes in clinical practice	Chronic pancreatitis management: Endoscopist meets surgeon	Gastric cancer: What is the best management strategy?	Free Paper Session
11.00–12.30	IBD pathogenesis	Surgical complications: When to call the endoscopist?	NAFLD/NASH	Barrett's oesophagus	Clinical Case Session 3	Free Paper Session
12.15–14.00	Poster Sessions and Poster Award Ceremony					
12.45–13.45	Lunch Sessions (Rooms 127–134)					
14.00–15.30		Acute pancreatitis	Proctology update	Oesophageal cancer	Therapeutic endoscopy: By whom and where?	Free Paper Session
16.00–17.00	Satellite Symposia					




↑ Park Güell – Banc ondulat © Turisme de Barcelona / J. Trullàs

SCIENTIFIC PROGRAMME OVERVIEW

WEDNESDAY, OCTOBER 27, 2010

HALLS TIME	ROOM 113	ROOM 114	ROOM 115	ROOM 118 + 119	ROOM 120 + 121
07.00–08.00	Breakfast Meetings				
08.30–10.30	Abdominal emergencies	Free Paper Session	Free Paper Session	Free Paper Session	Free Paper Session
11.00–12.30	Modern management of intestinal pseudoobstruction	Free Paper Session	Free Paper Session	Free Paper Session	Free Paper Session
12.15–14.00	Poster Sessions and Poster Award Ceremony				
12.45–13.45	Lunch Sessions (Rooms 127–134)				
14.00–15.30	Diet in coeliac disease	Vascular lesions of the liver	Basic Science Workshop 3	Free Paper Session	Free Paper Session
16.00–17.00	Satellite Symposia				



See you
in Barcelona!

SCIENTIFIC PROGRAMME

Renowned experts have been invited to the UEGW 2010. More information will be available on the website in due time.

MONDAY, OCTOBER 25, 2010

08.00–10.30

Opening Plenary Session

- New therapeutic strategies for IBD
- Best Abstracts
- GI stem cells: The good, the bad and the ugly
- UEGF Research Prize
- Lifetime Achievement Award
- Who should provide GI oncology services in Europe?

11.00–12.30

IBD therapies: From concept to clinic

- Steroids: Past, present and future
- Severe paediatric UC and related corticosteroid resistance
- Therapeutic drug monitoring in clinical practice
- New drugs about to hit the clinic

11.00–12.30

CRC prevention strategies

- Population screening
- Update on chemoprevention research
- Is lifestyle modification achievable?
- How to combine preventative measures

11.00–12.30

Acute liver failure

- What are the main causes?
- Evaluation: Scores and their utility in deciding about liver transplantation
- Management in intensive care units
- Liver artificial support devices: Where do we stand?

11.00–12.30

Non variceal upper GI bleeding

- Low dose aspirin: Does the risk justify prevention?
- Acid suppression: What is the optimal pH and how is it best reached?
- Is there still a role for surgery in the treatment of upper GI bleeding?
- Free papers

11.00–12.30

Clinical Case Session 1

11.00–12.30

Stem cells: Today's science; tomorrow's medicine

11.00–12.30

Chronic pancreatitis: Controversies and updates

- Differential diagnosis of exocrine insufficiency
- Pancreatic diabetes: Non insulin treatment when and how?
- Pancreatic genetics for clinicians
- Evidence-based treatment for chronic pancreatitis

14.00–15.30

Cochrane Symposium: Can evidence based medicine help reduce cancer burden in gastroenterology?

- Population *H. pylori* screening and treatment to prevent gastric cancer: Is there enough evidence and in which populations?
- Colon cancer screening: Colonoscopy, sigmoidoscopy or fecal occult blood?
- How to prevent colon cancer in inflammatory bowel disease
- Screening and prevention of hepatocellular carcinoma in hepatitis B patients

14.00–15.30

Alternatives to endoscopy

- CT
- MRI and MRCP
- Self propelled scopes
- Capsules

14.00–15.30

Autoimmune pancreatic and liver disease

- Autoimmune pancreatitis—diagnosis and treatment
- The role of inflammatory signalling pathways in hepatic disease models
- Sclerosing cholangitis and cholangiocarcinoma: When is it time for transplantation?
- Autoimmune hepatitis—an update
- Free Paper

14.00–15.30

Management of CRC liver metastases

- Criteria and timing for surgical resection: Including case
- Adjuvant chemotherapy for resectable disease: Including case
- Management of unresectable disease: Including case

14.00–15.30

Oesophageal diseases: Eosinophilic oesophagitis, achalasia and diverticula

- ⇨ Eosinophilic oesophagitis: How far are we from etiology?
- ⇨ Therapeutic modalities in EE: Where is the evidence base?
- ⇨ Achalasia: What is the optimal therapeutic algorithm?
- ⇨ Epiphrenic diverticula: New therapeutic modalities

14.00–15.30

Basic Science Workshop 1

15.45–17.15

Alcoholic liver disease

- ⇨ Risk factors for ALD: What is the safe minimum and what is the influence of gender?
- ⇨ ALD: Mechanisms
- ⇨ Guidelines for treating ALD
- ⇨ Alcohol as a risk factor for pancreatitis

15.45–17.15

EUS for diagnosis, staging and treatment of upper GI and HPB lesions

- ⇨ What is the place of EUS in staging algorithms?
- ⇨ EUS users: Interventional samplers and oncologists
- ⇨ EUS users: Interventional plumbers
- ⇨ Free papers

15.45–17.15

Challenges facing mass eradication of *H. pylori*

- ⇨ Extradigestive manifestations of *H. pylori*: Is *H. pylori* infection a systemic disease?
- ⇨ Obesity, allergy, asthma: Are they related to absence of *H. pylori*?
- ⇨ Is *H. pylori* manipulating the immune response?
- ⇨ Is a vaccine possible?

15.45–17.15

How to increase quality of care with reduced costs

- ⇨ The extended role of the nurse in endoscopy
- ⇨ Discussion
- ⇨ High cost therapies: Evidence, ethics and emotions
- ⇨ Discussion
- ⇨ Quality assurance and risk reduction in surgery
- ⇨ Discussion

15.45–17.15

Tricky topics in IBD

- ⇨ Management of IBD arthropathies
- ⇨ Anaemia and IBD: Collateral damage or wilful neglect?
- ⇨ IBD and pregnancy: Medication and mode of delivery
- ⇨ Avoiding and managing infection in IBD
- ⇨ Free paper

15.45–17.15

Free Paper Session Stem Cells

15.45–17.15

Molecular targeted therapy for colorectal cancer

- ⇨ Biological therapies
- ⇨ What is K-RAS?
- ⇨ K-RAS as a therapeutic response biomarker
- ⇨ Novel prognostic and therapeutic response biomarkers
- ⇨ Free paper

TUESDAY, OCTOBER 26, 2010

08.30–10.30

Live endoscopy: Barcelona

08.30–10.30

Population bowel cancer screening

- ⇨ Stool-based testing
- ⇨ Endoscopy-based schemes
- ⇨ Free papers
- ⇨ Maximising screening uptake
- ⇨ Potential negative outcomes of screening for colorectal neoplasia

08.30–10.30

GORD Pathogenesis

- ⇨ The mucosal barrier: What maintains/alters integrity?
- ⇨ Functional heartburn: Is it different from NERD?
- ⇨ Proximal reflux: Is it worth measuring?
- ⇨ Sleep and reflux: A chicken-and-egg relationship
- ⇨ Reflux in cystic fibrosis and after lung transplantation

08.30–10.30

Obesity

- ⇨ Morbid obesity: Epidemics and consequences
- ⇨ Obesity in childhood
- ⇨ Non-surgical therapy for obesity
- ⇨ Surgical treatment of obesity: A realistic option?
- ⇨ Metabolic endoscopy?

08.30–10.30

Early immunosuppressive therapy in Crohn's disease: Why? When? How?

- ⇨ Natural history of Crohn's disease
- ⇨ How can we change disease progression?
- ⇨ How can we prevent postoperative relapse?
- ⇨ Biological treatment: When should we stop?
- ⇨ Loss of response to anti TNF therapy: What does it mean and how should we manage it?

SCIENTIFIC PROGRAMME

08.30 – 10.30

Free Paper Session Stem Cells

08.30 – 10.30

Hepatocellular and pancreatic cancer

- ⇨ Early detection, prevention and ablation of hepatocellular carcinoma
- ⇨ Treating localized HCC: The roles of surgery and transplantation
- ⇨ Systemic treatment of advanced HCC – beyond sorafenib
- ⇨ Mechanisms of chemoresistance in pancreatic cancer
- ⇨ Current status of treatment for pancreatic cancer
- ⇨ Adjuvant treatment of pancreatic cancer

11.00 – 12.30

Live endoscopy: Barcelona

11.00 – 12.30

Management of screening detected colorectal lesions

- ⇨ Staging by imaging
- ⇨ Pathological staging
- ⇨ Endoscopic characterisation and treatment
- ⇨ Surgical treatment

11.00 – 12.30

GORD: Diagnosis and therapy

- ⇨ Emerging diagnostic procedures
- ⇨ Extra-oesophageal manifestations: Have we made progress?
- ⇨ Inhibition of TLESRs: Ready for therapeutic application?
- ⇨ Longterm medical therapy versus antireflux surgery? Pro medical therapy
- ⇨ Longterm medical therapy versus antireflux surgery? Pro antireflux surgery

11.00 – 12.30

Intraductal neoplasia of the biliary and pancreatic ducts

- ⇨ From precursor lesions to cancer
- ⇨ Imaging criteria of intraductal neoplasia
- ⇨ Local therapy: Which cancers and which patients?
- ⇨ Are current guidelines useful in the real world?

11.00 – 12.30

Clinical Case Session 2

11.00 – 12.30

Stem cells and clonality in the stomach

11.00 – 12.30

Liver diseases – Impact on the population and related political issues in Europe

- ⇨ Public burden and costs of alcohol related diseases
- ⇨ Liver diseases in the general population
- ⇨ Prevention programmes for liver disease in Europe
- ⇨ Metabolic syndrome: What impact does it have on liver disease?

14.00 – 15.30

Live endoscopy: Barcelona

14.00 – 15.30

Best of DDW 2010

14.00 – 15.30

Chronic abdominal pain: Mechanistic and management issues

- ⇨ The neural basis of abdominal pain
- ⇨ Peripheral mechanisms underlying chronic pain
- ⇨ Novel therapeutic targets
- ⇨ Practical management of the patient beyond drug prescription

14.00 – 15.30

Coeliac disease: Pathogenesis and epidemiology

- ⇨ Innate immunity in the pathogenesis of coeliac disease
- ⇨ Common molecular backgrounds of coeliac disease and diabetes
- ⇨ Small intestinal histopathology and mortality in coeliac disease
- ⇨ Is there a paradigm shift in our epidemiological understanding of adult coeliac disease

14.00 – 15.30

End-stage liver disease: Clinical Practice guidelines

- ⇨ Ascites management
- ⇨ The role of diet in the management of encephalopathy and ascites
- ⇨ Variceal hemorrhage in patients with cirrhosis: Guidelines for primary and secondary prevention – Baveno V
- ⇨ Are infections the main cause of death in end-stage liver disease?

14.00 – 15.30

Hepatic stem cells: Importance in fibrosis and carcinogenesis

14.00–15.30

Insights into gastric cancer pathogenesis

- ⇒ Characterization of cancer stem cells
- ⇒ *H. pylori* and the tight junction
- ⇒ MicroRNA and gastric cancer
- ⇒ CagA positive *H. pylori* in the pathogenesis of gastric cancer

14.00–15.30

Basic Science Workshop 2

15.45–17.15

Video Case Session

15.45–17.15

Uncomfortable issues in Gastroenterology

- ⇒ Over-diagnosis and over-treatment
- ⇒ Missinforming the patient
- ⇒ Articles in medical journals which are never confirmed
- ⇒ Guidelines: Are they always useful and are they followed?

15.45–17.15

New pathophysiological trends in IBS

- ⇒ Genetic factors
- ⇒ Microbiota and the role of the intestinal barrier
- ⇒ Neural networks in intestinal immunity
- ⇒ Integrative models of IBS pathogenesis

15.45–17.15

Intestinal involvement in the immunocompromized patient: When and how to investigate?

- ⇒ GVHD: Mechanisms and management
- ⇒ The spectrum of enteric infections in clinical practice
- ⇒ Chronic diarrhoea: How do I investigate my patient?
- ⇒ Nutritional support in immunocompromized patients with intestinal malabsorption

15.45–17.15

Viral hepatitis

- ⇒ Evaluating the stage of the disease – invasive vs non invasive
- ⇒ Hepatitis B: Applying guidelines to clinical cases
- ⇒ Hepatitis C: Emerging treatments for hepatitis C
- ⇒ Co-infection of HIV with hepatitis B and C

15.45–17.15

Cancer stem cells: Implications for treatment approaches

WEDNESDAY, OCTOBER 27, 2010

08.30–10.30

Dysplasia and cancer in IBD

- ⇒ Mechanisms of inflammation-associated carcinogenesis
- ⇒ Role of the IEX-1 gene in inflammation and inflammation associated carcinogenesis (10 min)
- ⇒ Dysregulated immunity in colitis-associated tumorigenesis (10 min)
- ⇒ Detection and surveillance for dysplasia and cancer in IBD
- ⇒ Dysplasia and colitis: Do you or don't you recommend a colectomy?

08.30–10.30

East meets West: Minimally invasive techniques
Joint symposium with the APDWF

- ⇒ NOTES: Toy or tool for clinical practice?
- ⇒ Emerging gold standards in minimal access surgery
- ⇒ ESD, EMR, ablation: An algorithm
- ⇒ Endoscopic and surgical integration
- ⇒ Panel discussion

08.30–10.30

Cholestatic syndromes in clinical practice

- ⇒ Pregnancy and contraceptive related cholestasis
- ⇒ Genetic intrahepatic cholestasis
- ⇒ Primary sclerosing cholangitis
- ⇒ Primary biliary cirrhosis
- ⇒ Pancreatic disorders causing cholestasis

08.30–10.30

Chronic pancreatitis management: Endoscopist meets surgeon

- ⇒ Imaging for therapeutic planning
- ⇒ Endoscopic treatment
- ⇒ Surgical treatment
- ⇒ Can a surgeon work with an endoscopist and vice versa?
- ⇒ Free papers

08.30–10.30

Gastric cancer: What is the best management strategy?

- ⇒ Which dyspeptic patients should be investigated for gastric cancer?
- ⇒ Endoscopic treatment of early gastric cancer: A case-based discussion
- ⇒ Neoadjuvant versus adjuvant chemotherapy for gastric cancer
- ⇒ Advanced gastric cancer: New approaches
- ⇒ Free papers

SCIENTIFIC PROGRAMME

08.30–10.30

Abdominal emergencies

- ⇨ Mesenteric ischaemia
- ⇨ Acute portal vein thrombosis
- ⇨ Acute cholecystitis – conservative or surgical treatment?
- ⇨ Intestinal obstruction/mechanical ileus
- ⇨ Infected pancreatic necrosis

11.00–12.30

IBD pathogenesis

- ⇨ Similarities and differences between CD and UC: A pathogenetic approach to IBD
- ⇨ Genetics and environment: How do they contribute to global variation of disease?
- ⇨ Immune homeostasis in the gut: How does it work?
- ⇨ Gut microbiota: The good, the bad and the ugly

11.00–12.30

Surgical complications: When to call the endoscopist?

- ⇨ Bariatric
- ⇨ Biliary
- ⇨ Pancreatic
- ⇨ Pretherapeutic planning and follow-up

11.00–12.30

NAFLD/NASH

- ⇨ Pathogenic mechanisms of NAFLD and progression to NASH
- ⇨ Evaluation of the patient with suspected NAFLD: Clinical and non-invasive methods
- ⇨ Evaluation of the patient with suspected NAFLD: The role of liver biopsy
- ⇨ Treatment: Current and future perspectives
- ⇨ Free papers

11.00–12.30

Barrett's oesophagus

- ⇨ Genetics vs. environment
- ⇨ Should targeted biopsies replace random biopsies?
- ⇨ Should we ablate low grade dysplasia? Pro
- ⇨ Should we ablate low grade dysplasia? Con
- ⇨ Free papers

11.00–12.30

Modern management of intestinal pseudoobstruction

- ⇨ Interaction of enteric neurons with surrounding cells
- ⇨ Pseudoobstruction: How to improve our diagnostic approach
- ⇨ Acute colonic pseudo-obstruction: Can one improve the management?
- ⇨ Therapeutic advances and future perspectives

14.00–15.30

Acute pancreatitis

- ⇨ How clinically useful are scoring systems to predict organ failure?
- ⇨ The does and don'ts of fluid resuscitation
- ⇨ Emergency ERCP for biliary pancreatitis: When and how?
- ⇨ Extensive or minimally invasive necrosectomy?

14.00–15.30

Proctology update

- ⇨ Pruritus ani
- ⇨ Modern management of haemorrhoids
- ⇨ Surgical management of faecal incontinence
- ⇨ Modern management of anal fistula

14.00–15.30

Oesophageal cancer

- ⇨ Endoscopic versus surgical treatment of early Barrett's cancer: Pro surgical treatment
- ⇨ Endoscopic versus surgical treatment of early Barrett's cancer: Pro endoscopic treatment
- ⇨ Neoadjuvant chemoradiation or surgery alone? A case-based discussion
- ⇨ Free papers

14.00–15.30

Therapeutic endoscopy: By whom and where?

- ⇨ EMR and ESD
- ⇨ Enteroscopy
- ⇨ Billiopancreatic
- ⇨ Endoluminal surgery, advanced GI interventions

14.00–15.30

Diet in coeliac disease

- ⇨ Gluten: Quantity and quality in the pathogenesis of CD
- ⇨ Feeding during infancy and the risk of CD
- ⇨ Can we have oats in our diet?
- ⇨ Compliance with GFD: Are we there?

14.00–15.30

Vascular lesions of the liver

- ⇨ Histopathology of vascular lesions
- ⇨ Sinusoidal obstruction syndrome: Diagnosis and management
- ⇨ Portal vein thrombosis: Diagnosis and management
- ⇨ Budd-Chiari syndrome

14.00–15.30

Basic Science Workshop 3

SCIENTIFIC PROGRAMME – GI AND LIVER STEM CELLS

Today's science; tomorrow's medicine.

GI AND LIVER STEM CELL SYMPOSIUM

The Barcelona UEGW is proud to host an international two-day symposium on GI and liver stem cells, co-organised and hosted by Hans Clevers and Tania Roskams. This will feature the best stem cell scientists from around the world, meeting to discuss the current state of the art in stem cell research. Speakers will concentrate on the new understanding that stem cell biology is bringing to regenerative medicine and GI oncology, and the important implications this has for research directions and for therapies. There will also be free paper sessions where the best original research is presented by young and established researchers, and discussed by international experts.

The "GI and liver stem cell symposium" is open to all UEGW registrants at no extra cost. It provides a unique opportunity for gastroenterologists and hepatologists to learn how stem cell research is impacting on their disciplines. It will interest inquisitive clinicians and young clinician-scientists, as well as those already active in the stem cell field. Welcome to this new initiative!

The provisional programme is as follows:

MONDAY, OCTOBER 25, 2010

UEGW Plenary session talk:

GI stem cells: The good, the bad and the ugly

Hans Clevers

11.00–12.30

Symposium:

Stem cells: Today's science; tomorrow's medicine

In this flagship introductory session, some of the world's leading stem cell researchers will introduce the principles of stem cell biology and its clinical context. They will focus particularly on the role of stem cells in organ regeneration.

Lunch

Poster session:

Stem cell original research

14.00–15.30

Symposium:

Intestinal and colonic stem cells

Speakers will explore how intestinal stem cells survive and replicate, their position in the micro-anatomy of the gut and signalling mechanisms underlying "stemness". They will discuss the role of stem cells in inflammation-associated gut remodelling and in colonic carcinogenesis.

15.45–17.15

Oral abstract presentations

This session will feature the best submitted original research in the stem cell field.

TUESDAY, OCTOBER 26, 2010

08.30–10.30

Oral abstract presentations:

This session will feature the best submitted original research in the stem cell field and a "Rising Star" presentation on the clonal evolution of pre-malignant GI disease.

11.00–12.30

Symposium:

Stem cells and clonality in the stomach

This session will focus on the position and nature of gastric stem cells, including important differences to stem cells elsewhere in the gut. It will also address the spread of clonality through the stomach, and the potential implications of this for pathogenesis, including carcinogenesis.

Lunch

Poster session:

Stem cell original research

14.00–15.30

Symposium:

Hepatic stem cells: Importance in fibrosis and carcinogenesis

Speakers will address clonality in the liver and how it relates to disease and regeneration; the role of stem cells in fibrosis; and recent evidence that hepatocellular carcinoma arises from cells with stem characteristics.

15.45–17.15

Symposium:

Cancer stem cells: New implications for treatment

This final session will feature different views on the principles underlying cancer stem cell biology: Discussion will range from hierarchy to hedgehog. The speakers will focus on the implications of this work for cancer research, particularly with regard to therapy.

SCIENTIFIC PROGRAMME – LUNCH SESSIONS

8 Lunch Sessions will be offered every day. Registrations will be accepted on a first-come, first-served basis. The maximum number of participants for each lunch session is strictly limited to 30 persons. A lunch will be provided for all participants. Please note that registration for UEGW 2010 is mandatory.

MONDAY, OCTOBER 25, 2010

12.45–13.45	Complications of polypectomy
	Variceal Bleeding: Standards of care
	Hepatitis B: Difficult cases
	Management of pancreatic pseudocysts
	I am pregnant and have IBD: What do I do?
	IBD-related ano-rectal disorders
	<i>H. pylori</i> : Which test and when?
	FP 7: Information and tips on submission

TUESDAY, OCTOBER 26, 2010

12.45–13.45	Preventing ERCP complications
	Complications of bariatric surgery
	How I manage NAFLD/NASH
	Cholestatic liver disease
	IBD: Options after anti-TNF has failed
	Pelvic and anal pain
	My father died age 40 from CRC: What do I need to do?
	Difficult dyspepsia: A case-based discussion

WEDNESDAY, OCTOBER 27, 2010

12.45–13.45	Non invasive evaluation of hepatic fibrosis
	Adenoma of the papilla: Endoscopic or surgical treatment?
	The liver patient in the intensive care unit
	Safety of immunosuppressive therapy
	The difficult constipated patient
	Complications of radio-chemotherapy for colorectal cancer
	How I manage refractory GORD
	How I manage refractory coeliac disease

SCIENTIFIC INFORMATION – CALL FOR ABSTRACTS

GENERAL INFORMATION

Thank you for your interest in submitting an abstract to the UEGW in Barcelona in 2010! Abstract submissions to UEGW are increasing year on year in both number and quality, and UEGW has become a premier world meeting at which to present clinical and basic gastro-intestinal and liver research. This year we are improving the environment for both oral and poster presentations to allow your work to get better quality exposure. We are offering a large number of travel and accommodation grants to young abstract presenters. Please note that we are also holding an international stem cells meeting within UEGW Barcelona 2010 and that abstract submissions concerning stem cells research should be submitted in the same format as other abstracts.

Participants are invited to submit original scientific abstracts for oral and poster presentation provided that the **abstracts have not been previously published as a full paper**. If you have submitted your paper to a journal for publication, please ensure that the publication date will be after the congress. Note that abstracts presented previously at national or international meetings may be submitted providing this is declared, but that we particularly welcome work not previously presented at international meetings.

Accepted abstracts will be published in GUT/ENDOSCOPY as well as on a CD-Rom that will be distributed at the congress. The BMJ Publishing Group Ltd (BMJ Group), Thieme Publishers and the British Society of Gastroenterology (BSG) require an Exclusive Licence to publish the accepted abstracts which you need to grant on behalf of all authors to the abstract as part of your submission of an abstract to UEGW and for publication in the journals GUT/ENDOSCOPY.

Authors are requested to conform to guidelines for submission of abstracts. Abstracts not conforming to the guidelines will not be referred for review. The abstracts must be submitted in English (UK spelling) and must be presented in that language. Abstracts will be reviewed by a panel of experts and may be selected for oral or poster presentation (or may be rejected). The time allotted for each oral presentation will depend on the session to which the abstract is allocated.

Submission of an abstract constitutes a formal commitment by the author to present the abstract in the session and at the time decided upon by the UEGF Scientific Committee. Any change in the presenting author needs to be communicated in the form of a written statement to the UEGF Scientific Committee. If the original presenting author is unable to present the abstract, it is that person's responsibility to ensure that one of the co-authors takes over this role.

Failure to present the abstract for other than well-founded reasons will lead to rejection of abstracts submitted at the next UEGW Congress. The registration fees for the presenting author will not be waived.

We encourage authors to register via the online registration system at the same time as they submit abstracts. Please note that we offer 300 travel grants in the amount of EUR 1,000 to young clinical and non-clinical investigators who present abstracts at the meeting, and you need to apply for these at the same time as submitting your abstract. Failure by the presenting author to register for the meeting by **August 16, 2010** will mean that the abstract will neither be included in the Final Programme nor be printed in GUT/ENDOSCOPY.

Notification of acceptance or rejection by the UEGF Scientific Committee will be mailed to the submitting author at the email address supplied on the submission form by **mid of July 2010**. Bearing in mind the increasing security measures and firewalls, we kindly request that you ensure that emails can reach you by adapting your spam filter accordingly. Detailed information, guidelines and recommendations for oral or poster presentation, as well as time allotment, date, hour and venue, will be sent in due course.

IMPORTANT DATES

January 11, 2010

Opening of Abstract Submission

May 14, 2010, Midnight, CET

Deadline for Abstract Submission

HOW TO SUBMIT AN ABSTRACT

1. Abstracts may be submitted **only electronically** by using the **online form** from January 11, 2010 until the **deadline** via the conference website, at: www.uegw10.uegf.org

On the website you will find detailed instructions regarding the submission procedures (also see below for more details).

2. Please note that a separate submission form for Video Cases has been created. In addition to the submission of Video Cases via the online form, a CD-Rom or DVD needs to be sent to the organisers by **May 10, 2010**. Only Video Cases submitted via this special form will be accepted. For more information, please read the call for Video Cases.

SCIENTIFIC INFORMATION – CALL FOR ABSTRACTS

3. Please note that a separate submission form for **Clinical Cases** has been created. Only Clinical Cases submitted using this special form will be considered. For more information, please read the call for Clinical Cases.
4. Abstracts sent by mail, email or fax will not be accepted.
5. The length of the abstract should not exceed 2,900 printable characters including author details and headers.
6. The abstract should be structured as indicated on the website. One table can be included.
7. The Internet submission form will automatically reject abstracts that do not conform to the guidelines.
8. Abstracts can be saved in draft status and completed before the deadline. Only abstracts with the status "Final submission" will be considered for review.
9. The submission system will generate a temporary submission number that must be used in all correspondence. If you do not receive this number immediately after your submission, your abstract has not been registered.
10. Choose one primary topic listed on the website which best corresponds to the content of your abstract. Please note that the first main topic is Stem Cells. This year the UEGW includes a major Stem Cells Meeting and we wish to feature stem cells abstracts separately and prominently. Therefore please also indicate a keyword in this main topic category if your work includes stem cells research. There are special ring-fenced travel-accommodation awards this year for presenters of stem cells research.
11. Tick the relevant box corresponding to your preferred method of presentation. Note that the Scientific Committee may or may not consider this choice.
12. Please tick the box "Basic science" if this applies to your abstract.
13. If you need to withdraw your abstract, a written statement reflecting the reasons for this decision needs to be sent to UEGW 2010 not later than **August 15, 2010**. Thereafter, UEGF cannot make any changes within its printed matters!

GUIDELINES FOR ABSTRACT PRESENTATION

- ➔ A title (in capital letters) that clearly indicates the nature of the investigation needs to be provided.
- ➔ Abbreviations should be avoided in titles, but may be used in the text if they are defined at first usage.
- ➔ The authors' names (full first names, family names) and places of work (institution, city, country) must be shown, but omit degrees, titles, appointments, postal address and acknowledgement of support.
- ➔ The abstract should be as informative as possible:
 - ➔ State the specific **objective** of the study
 - ➔ State the **methods** used, if pertinent
 - ➔ Summarise the **results** obtained
 - ➔ State the **conclusions** reached
- ➔ Please ensure that your abstract does not contain spelling, grammatical or scientific errors, as it will be reproduced exactly as submitted.
- ➔ Statements such as "data will be presented" will lead to automatic rejection of the abstract.

i FURTHER INFORMATION

If you have any additional questions or need further **information concerning abstract submission**, please contact:

UEGW 2010 c/o MCI Suisse SA

Phone: +41-22-33 99 629

Email: UEGW2010abs@mci-group.com

SCIENTIFIC INFORMATION – CALL FOR VIDEO CASES

GENERAL INFORMATION

Participants are invited to submit original scientific Video Cases for video presentation provided that the Video Cases **have not been previously published as a full paper**. If you have submitted your case to a journal for publication, please ensure that the publication date will be after the congress. Note also that cases presented during national or international meetings may be submitted.

Accepted Video Case abstracts will be published in GUT/ENDOSCOPY as well as on a CD-Rom that will be distributed at the congress. The BMJ Publishing Group Ltd (BMJ Group), Thieme Publishers and the British Society of Gastroenterology (BSG) require an Exclusive Licence to publish the accepted abstracts which you need to grant on behalf of all authors to the abstract as part of your submission of an abstract to UEGW and for publication in the journals GUT/ENDOSCOPY.

Authors are requested to conform to the following guidelines for submission of Video Cases. Cases not conforming to the guidelines will not be referred for review. The Video Case must be submitted in English (UK spelling) and must be presented in that language. Video Cases will be reviewed by a panel of experts and may be selected for video presentation (or may be rejected). The time allotted for each presentation will depend on the session to which the Video Case is allocated.

Submission of a Video Case constitutes a formal commitment by the author to present the Video Case in the session and at the time decided upon by the UEGW 2010 Scientific Committee. Any change in the presenting author needs to be communicated in the form of a written statement to the UEGW 2010 Scientific Committee. If the original presenting author is unable to present the Video Case, it is that person's responsibility to ensure that one of the co-authors takes over this role. Failure to present the case for other than well-founded reasons will lead to rejection of Video Cases submitted at the next UEGW Congress. The registration fees for the presenting author will not be waived.

We encourage authors to register via the online registration system at the same time as they submit Video Cases as, much to the regret of the organisers, failure to register by the presenting author by **August 16, 2010** will automatically imply that the Video Case will neither be included in the Final Programme nor be printed in GUT/ENDOSCOPY.

Notification of acceptance or rejection by the UEGF Scientific Committee will be mailed to the submitting author at the email address supplied on the submission form by the **end of July 2010**. Bearing in mind the increasing security measures and firewalls, we kindly request that you ensure that emails can reach you by adapting your spam filter accordingly. Detailed information, guidelines and recommendations for video presentation, as well as time allotment, date, hour and venue, will be sent in due time.

IMPORTANT DATES

January 11, 2010

Opening of Video Case submission

May 5, 2010, Midnight, CET

Deadline for Video Case submission

May 10, 2010

Deadline for sending the DVD/CD-Rom

HOW TO SUBMIT A VIDEO CASE

1. Video Case abstracts may be submitted only electronically by using the online form from January 11, 2010 until the deadline via the conference website, at:
www.uegw10.uegf.org

On the website you will find detailed instructions regarding the submission procedures (also see below for more details).

2. Cases sent by mail, email or fax will not be accepted.

3. The Internet submission form will automatically reject Video Cases that do not conform to the guidelines.

4. Cases can be saved in draft status and completed before the deadline. Only abstracts with the status "Final submission" will be considered for review.

5. The submission system will generate a temporary submission number that must be used in all correspondence. If you do not receive this number immediately after your submission, your case has not been registered.

SCIENTIFIC INFORMATION – CALL FOR VIDEO CASES

6. Once your submission is completed, please send the video documentation on a DVD or CD-Rom to:

UEGW 2010 c/o MCI Suisse SA

Lara Poethig,
75, rue de Lyon
1211 Geneva 13, Switzerland

7. If you need to withdraw your Video Case abstract, a written statement reflecting the reasons for this decision needs to be sent to UEGW 2010 not later than **August 15, 2010**.

GUIDELINES FOR VIDEO CASE ABSTRACT PREPARATION

- The length of the video case abstract should not exceed 2,900 printable characters including author details and headers.
- A title (in capital letters) that clearly indicates the nature of the investigation needs to be provided.
- Abbreviations should be avoided in titles but may be used in the text if they are defined at first usage.
- The authors' names (full first names, family names) and places of work (institution, city, country) must be shown, but omit degrees, titles, appointments, postal address and acknowledgement of support.
- The Video Case abstract should be as informative as possible:
 - State the specific **objective** of the study
 - State the **methods** used, if pertinent
 - Summarise the **result** obtained
 - State the **conclusions** reached
- Please make sure that your Video Case abstract does not contain spelling, grammatical or scientific errors, as it will be reproduced exactly as submitted.

➤ Statements such as "data will be presented" or similar will lead to automatic rejection of the Video Case abstract.

➤ The reviewers will judge the Video Case abstract according to the originality of work, the relevance to UEGW 2010, standard of English, objectivity of statement, description of what was done, suitability of methods in relation to aims, conclusions confirmed by objective results, ethics, scientific value, potential clinical value and overall impression.

➤ The name, address, telephone, fax number and email address of the corresponding author must be given as indicated on the submission form.

GUIDELINES FOR VIDEO CASE DVD / CD-ROM PREPARATION

- The Video Case DVD/CD-Rom needs to fulfill the following requirements:
 - No sound
 - Max. length: 8 minutes

i FURTHER INFORMATION

If you have any additional questions or need further **information concerning video case submission**, please contact:

UEGW 2010 c/o MCI Suisse SA

Phone: +41-22-33 99 629

Email: UEGW2010abs@mci-group.com

SCIENTIFIC INFORMATION – CALL FOR CLINICAL CASES

GENERAL INFORMATION

The successful format for communication and discussion of Clinical Cases will be continued at UEGW Barcelona 2010. These sessions, called 'Clinics in Gastroenterology and Hepatology', will provide a forum for the discussion of difficult clinical problems.

- Three sessions of Clinical Cases will be organised, one on each day of the meeting. Each session will include 3 cases over a 90-minute timeslot, i.e. 30 minutes per case. Sessions will be defined according to the submitted cases.
- The Clinical Case sessions are intended to be highly interactive and to provide the audience with clinically relevant discussions of multifaceted, multidisciplinary clinical challenges. Therefore, submissions will not concern cases that can be managed using standard clinical guidelines but will deal with either uncommon diseases or difficult management issues. Clinical series of multiple cases and large studies will be rejected before evaluation by a panel of referees.
- To foster the interactive format of the sessions, the cases will be discussed by a multidisciplinary panel (including physicians, surgeons, radiologists, pathologists, etc.), who will comment on the clinical presentation and management strategies. Moreover, the meeting room will be equipped with keypads, allowing the audience to vote on critical points of the presentations, such as diagnostic and treatment options, and to interact with the experts and presenters.
- The Clinical Cases should be presented by a member of the team who directly participated in the case, and should be illustrated by high-quality endoscopic, radiological and pathological images using 'still' or video formats.

HOW TO SUBMIT A CLINICAL CASE

Participants are invited to submit original Clinical Cases according to the following rules:

1. Abstracts may be submitted only electronically by using the online form from January 11, 2010 until the deadline via the conference website, at: www.uegw10.uegf.org

On the website you will find detailed instructions regarding the submission procedures (also see below for more details).

Abstracts sent by mail, email or fax will not be accepted. The abstracts must be submitted in English (UK spelling) and must be presented in that language.

2. The Internet submission form will automatically reject cases that do not conform to the guidelines.
3. Cases can be saved in draft status and completed before the deadline. Only abstracts with the status "Final submission" will be considered for review.
4. The submission system will generate a temporary submission number that must be used in all correspondence. If you do not receive this number immediately after your submission, your case has not been registered.
5. You are asked to provide a brief 300-word summary (2,000 characters including blank spaces, punctuation and author details) of the case and to include a list of illustrative material (endoscopic, radiological and pathological images, videos, innovative physiological or other research data).
6. You should indicate which of the authors will present the case. You are also asked to nominate a reserve presenter, in the event that the principal presenter is unable to attend the meeting at short notice. Additionally, it is mandatory to communicate presenter changes in written form.
7. Submission of a Clinical Case constitutes a formal commitment by the author to present the case in the session and at the time decided upon by the UEGF Scientific Committee. Any change in the presenting author needs to be communicated in the form of a written statement to the UEGW 2010 Scientific Committee. If the original presenting author is unable to present the case, it is that person's responsibility to ensure that one of the co-authors takes over this role. Failure to present the Clinical Case for other than well-founded reasons will lead to rejection of cases submitted at the next UEGW Congress. The registration fees for the presenting author will not be waived. We encourage authors to register via the online registration system at the same time as they submit Clinical Cases as, much to the regret of the organisers, failure to register by the presenting author by **August 16, 2010** will automatically imply that the case will not be included in the Final Programme.

SCIENTIFIC INFORMATION – CALL FOR CLINICAL CASES

8. The Scientific Committee will make a decision on the content of the Clinical Case sessions during its summer meeting, when selection of oral and poster presentations will be made following peer review and scoring of submitted abstracts. Notification of acceptance or rejection by the UEGF Scientific Programme Committee will be mailed to the submitting author at the email address supplied on the abstract form by the **end of July 2010**. Bearing in mind the increasing security measures and firewalls, we kindly request that you ensure that emails can reach you by adapting your spam filter accordingly. Detailed information, guidelines and recommendations for case presentation, as well as time allotment, date, hour and venue, will be sent in due time.
9. If the Scientific Committee accepts your case, you will then be asked to submit a draft of the final presentation as a PowerPoint Presentation, including images and other illustrative material, by **August 31, 2010**. The presentation will be reviewed by the chairs of the session and two members of the Scientific Committee. Alterations will be proposed in order to increase the didactic content of the presentation and to adapt it to the format of the session. Adherence to the deadlines will facilitate preparation of the sessions between September and October. Please consider being available during this period for email correspondence with the reviewers and organisers of the session.

IMPORTANT DATES

January 11, 2010

Opening of Clinical Case submission

May 14, 2010, Midnight, CET

Deadline for Clinical Case submission

August 31, 2010

Deadline for submission of the PPT file and illustrative material

GUIDELINES FOR CLINICAL CASE ABSTRACT PREPARATION

- ➔ A title (in capital letters) that clearly indicates the nature of the Clinical Case needs to be provided. However, this title may be changed later to maintain some secrecy as to the final diagnosis.
- ➔ Abbreviations should be avoided in titles but may be used in the text if they are defined at first usage. The authors' names (full first names, family names) and places of work (institution, city, country) must be shown, but omit degrees, titles, appointments, postal address and acknowledgement of support. Statements such as "data will be presented" will lead to automatic rejection of the Clinical Case abstract.
- ➔ The Clinical Case abstract should be as informative as possible:
 - ➔ Describe the clinical history of the patient, and clinical and relevant biological data
 - ➔ Summarise the investigations performed and differential diagnoses. At this stage clarify the difficult and original aspects of the case
 - ➔ Provide the final diagnosis
 - ➔ Summarise the therapeutic approach
 - ➔ State the points to be discussed (avoid literature review or guidelines compliance)
 - ➔ List available material for illustration of the case (e.g. radiological and endoscopic investigations, pathology, specific biology data, clinical pictures)

i FURTHER INFORMATION

If you have any additional questions or need further **information concerning clinical case submission**, please contact:

UEGW 2010 c/o MCI Suisse SA

Phone: +41-22-33 99 629

Email: UEGW2010abs@mci-group.com

1 GI AND LIVER STEM CELLS
2 OESOPHAGEAL, GASTRIC AND DUODENAL DISORDERS

- 2.1 Cell/molecular biology/pathology
- 2.2 Dyspepsia
- 2.3 Barrett's oesophagus
- 2.4 Reflux disease, epidemiology
- 2.5 Reflux disease, pathogenesis
- 2.6 Reflux disease, diagnosis
- 2.7 Reflux disease, treatment
- 2.8 Reflux disease, complications
- 2.9 Oesophageal malignant disease
- 2.10 Other oesophageal disorders
- 2.11 Acid peptic disease (includes NSAIDS, but NOT *H.pylori*), epidemiology
- 2.12 Acid peptic disease (includes NSAIDS, but NOT *H.pylori*), pathogenesis
- 2.13 Acid peptic disease (includes NSAIDS, but NOT *H.pylori*), diagnosis and treatment
- 2.14 Gastroduodenal malignancies

3 H. PYLORI

- 3.1 Epidemiology/natural history
- 3.2 Pathogenesis: Microbial factors
- 3.3 Pathogenesis: Host factors/histo-pathology
- 3.4 Diagnosis
- 3.5 Treatment
- 3.6 *H. pylori*-associated malignancies

4 INTESTINAL

- 4.1 Enterocyte biology/pathology and nutrient/water transport/electrolyte transport
- 4.2 Coeliac disease/malabsorption syndromes and food enteropathies

5 IBD

- 5.1 Basic/pathogenesis/pathology
- 5.2 Aetiology/epidemiology
- 5.3 Genetics
- 5.4 Diagnosis and monitoring
- 5.5 Treatment-medical
- 5.6 Treatment-surgical

6 COLONIC AND ANORECTAL DISORDERS

- 6.1 Malignant disease-epidemiology
- 6.2 Malignant disease, pathogenesis
- 6.3 Malignant disease, diagnosis/histopathology
- 6.4 Malignant disease, management
- 6.5 Other colonic and anorectal disorders

7 LIVER

- 7.1 Molecular biology, inflammation and fibrosis
- 7.2 Regeneration, stem cells and nutrition
- 7.3 Metabolic/genetic disorders
- 7.4 Hepatotoxicity/alcohol
- 7.5 Cirrhosis and complications: Basic aspects
- 7.6 Cirrhosis and complications: Clinical aspects
- 7.7 Viral hepatitis: Basic aspects
- 7.8 Viral hepatitis B: Clinical aspects
- 7.9 Viral hepatitis C: Clinical aspects
- 7.10 Immunology, autoimmune liver disease
- 7.11 Acute liver failure, transplantation/surgery
- 7.12 Imaging, radiology (incl. interventional radiology)

8 BILIARY

- 8.1 Bile acids, transport, cholestasis
- 8.2 Gallstones
- 8.3 Hepato-biliary tumours

9 PANCREAS

- 9.1 Cell biology/secretion/enzymology/physiology
- 9.2 Pancreatitis, experimental
- 9.3 Pancreatitis, acute
- 9.4 Pancreatitis, chronic (including hereditary disorders)
- 9.5 Pancreatic cancer
- 9.6 Endocrine tumours of the pancreas

10 NUTRITION

- 10.1 Obesity
- 10.2 Nutrients and gut function
- 10.3 Enteral and parenteral nutrition

11 PAEDIATRIC GASTROENTEROLOGY AND HEPATOLOGY

TOPIC LIST

12 SURGERY

- 12.1 Oesophagus/stomach/duodenum
- 12.2 Small bowel/colorectal and anal
- 12.3 Hepatobiliary/pancreas/spleen
- 12.4 Postoperative complications
- 12.5 Laparoscopic techniques

13 ONCOLOGY

- 13.1 Proliferation, carcinogenesis
- 13.2 Molecular biology/genetics/pathology
- 13.3 Clinical: epidemiology, screening and prevention
- 13.4 Diagnosis of malignant disease
- 13.5 Treatment of malignant disease

14 NERVE GUT AND MOTILITY

- 14.1 Transmitters/signals/receptors/enteric nervous system
- 14.2 Brain-gut and gut-brain axes, neuro-hormonal, neural-immune and visceral sensitivity
- 14.3 Upper GI motility
- 14.4 Lower GI motility
- 14.5 Functional gastrointestinal disorders (clinical, management)

15 IMMUNOLOGY / MICROBIOLOGY

- 15.1 Host defence mechanisms, immune reactions
- 15.2 Inflammation and inflammatory mechanisms
- 15.3 Gastrointestinal infections

16 VASCULAR DISEASE

17 GASTROINTESTINAL BLEEDING

18 ENDOSCOPY AND IMAGING

- 18.1 Endoscopy, Upper GI
- 18.2 Endoscopy, Colon
- 18.3 Endoscopy, ERCP
- 18.4 Endosonography
- 18.5 Enteroscopy
- 18.6 Capsule Endoscopy
- 18.7 Cross Sectional Imaging

19 THERAPEUTIC ENDOSCOPY / INTERVENTIONAL RADIOLOGY

- 19.1 Biliary and pancreatic stenting
- 19.2 Enteral dilatation and stenting (oesophagus, stomach, duodenum, colon)
- 19.3 Interventional Radiology

AWARDS & GRANTS

UEGF RESEARCH PRIZE

100.000 EURO awarded for the most outstanding research programme

The prize will be awarded for excellence in basic science, translational or clinical research and the recipient must be able to demonstrate that their work has had an impact in its field and its quality has been recognised internationally. The recipient will have produced a substantial body of basic science, translational or clinical research in a focussed area of gastroenterology, hepatology or related disciplines.

The recipient of the prize shall be a senior well established active researcher, leading a substantial research group and the work will have been conducted predominantly in Europe. The work should have been supported by substantial peer reviewed grants through internationally recognised research councils, research charities or industrial partners. This prize is aimed at researchers at the height of their active research career rather than those who have done previous excellent research. One major criterion is the standard of the best 10 publications by the researcher over the last 5 years.

The prize will be formally presented at the UEGW Barcelona Plenary Session on Monday, October 25, 2010 and the recipient will be required to deliver a short account of the work for which the prize has been awarded.

Online application at www.uegf.org



UEGF LIFETIME ACHIEVEMENT AWARD

Recipients have proven lifelong excellence and leadership in the field

The UEGF Lifetime Achievement Award recognizes outstanding individuals whose pioneering and inventiveness throughout their careers have improved the Federation and inspired others.

The Award will be formally presented during the UEGW Plenary Session on Monday, October 25, 2010 to honour individuals whose sustained and outstanding accomplishments have significantly improved the lives of people with gastrointestinal diseases and whose contributions, leadership and impact are widely acknowledged by the broader gastroenterological community.

The recipient of the award must have had a career spanning at least 30 years and their life-long careers should have had a significant impact on UEGF and the gastroenterological community.

Please visit www.uegf.org for more information.

AWARDS & GRANTS

UEGW 2010 offers the following Awards, Travel Grants and Scholarships to support young scientists and clinicians to attend the UEGW 2010 and/or the Postgraduate Teaching Programme in Barcelona.

Travel Grants

UEGW 2010 is offering 200 Travel grants of EUR 1,000 each for clinician-scientists of 40 years of age (born on January 1, 1970 and later) and below for best submitted abstracts.

Travel grants are awarded on the basis of scientific merit using the evaluation process of the UEGW 2010 Scientific Committee.

Winners will be notified about the travel grant when they are informed that their abstract has been accepted for presentation and will receive their grant after the congress.

Travel Grants–Basic Scientists

UEGW 2010 will offer 100 Travel grants of EUR 1,000 each for non-clinical scientists of 40 years (born on January 1, 1970 and later) and below for best submitted basic science abstracts. The application must be supported by a letter from the Head of Department.

Travel grants are awarded on the basis of scientific merit using the evaluation process of the UEGW 2010 Scientific Committee.

Winners will be notified about the travel grant when they are informed that their abstract has been accepted for publication and will receive their grant after the congress.

Best Poster Awards

The 12 best posters will be awarded a prize on basis of scientific merit using the evaluation process of the UEGW 2010 Scientific Committee.

The Award Ceremony will be held each day at 13.45 h in the poster exhibition area. Prize winners will receive free entry to the Postgraduate Training Programme of next year's UEGW in Stockholm.

International Scholarships

UEGW 2010 will award grants to 30 young gastroenterologists (35 years and below) to support their travel and related expenses to attend the UEGW 2010 in Barcelona.

Furthermore, free congress registration and free entry to the UEGW 2010 Postgraduate Teaching Programme is provided.

International Scholarships are restricted to citizens of **countries with a Human Development Index (HDI) <0.8**

according to the latest Human Development Report. Please apply online via the congress website www.uegw10.uegf.org.

The application deadline for an International Scholarship is **June 30, 2010**.



↑ GASTRO 2009

ESGE LEARNING AREA

As in previous years the ESGE Learning Area will be open to all delegates of the UEGW and offers a variety of excellent teaching modules for endoscopy including lectures, video presentations, expert demonstrations and hands-on sessions. With the exception of the Hands-on-Training on Biologic Models (on-site registration) taking place on the opening weekend of the congress, all events are open on a walk-in basis. The Learning Area will be accessible from Saturday morning on and throughout the regular opening hours of the exhibition.

ESGE Hands-on Training on Biologic Models

Saturday–Sunday, October 23–24, 2010

In cooperation with ESGENA and with the support of corporate partners this operating theatre offers delegates the opportunity to perform various endoscopic techniques with personal doctor and nurse tutoring. The techniques include basic ERCP, EMR, upper and lower GI endoscopy, polypectomy, hemostasis, and use of short wire systems for ERCP. In previous years hands-on-training has been a main attraction in the Learning Area, and this year again six 90-minute sessions will take place. A total number of 360 delegates will be able to benefit from the volunteer expertise of the tutors.

ESGE Open Training Centre

Monday–Wednesday, October 25–27, 2010

Because the interest in hands-on-offerings is steadily growing, the ESGE is increasingly involving additional industry partners in hands-on sessions from Monday to Wednesday.

These work stations will offer a variety of procedures such as

hemostatic techniques, advanced GI endoscopy, ablation techniques on Barrett's esophagus and laparoscopic and endoscopic simulator training.

The activity is open to all delegates on a walk-in basis, and will be tutored by doctors and nurses. Biologic models and simulators are featured, as well as various endoscopic equipment and techniques.

ESGE Lecture Theatre

Sunday–Wednesday, October 24–27, 2010

Approximately 15 talks will be given in the ESGE Lecture Theatre during UEGW 2010. Renowned experts in their fields will focus on topics of special interest before a small audience. Attendees are encouraged to participate in the discussion period (10 minutes) following each 20-minute lecture.

DVD Learning Centre

Saturday–Wednesday, October 23–27, 2010

The DVD Learning Centre will show a selection of videos from the ESGE Encyclopedia including video summaries of the endoscopic contents of GASTRO 2009 London. Viewers will also be able to watch a selection of videos contributed by the ASGE and cutting-edge films from Japan.



↑ GASTRO 2009, Hands-on Training

ULTRASOUND LEARNING CENTER

BE A BETTER GASTROENTEROLOGIST WITH CLINICAL ULTRASONOGRAPHY!

Clinical ultrasonography means: Physician performed ultrasonography, by the doctor himself who is in charge of the patient. In some countries, this is established as a routine which is taken for granted. Clinically embedded ultrasonography supports us with sort of another endoscopy, with a realtime sectional view into the body's regions.

The advantages are obvious:

- a. immediate and repeatable look – bedside, in elective routine, or in emergencies –
 - ➔ into the abdomen
 - ➔ in realtime
 - ➔ at a local resolution approaching a magnification glasse's view, not achievable by any other sectional imaging technique; and this
 - ➔ as an extension of physical patient examination
 - ➔ displaying a multitude of information
 - ➔ leading to a safe and quick diagnostic and therapeutic decision making
 - ➔ without any hazards known – contrary to X-ray exposure
- b. immediate use of specific techniques such as
 - ➔ color Doppler display of perfusion dynamics and of vascular morphology
 - ➔ contrast enhanced ultrasonography CEUS for e.g.
 - ➔ focal parenchymal lesion's detection and classification
 - ➔ bleeding complications in traumata
 - ➔ steering of interventions
 - ➔ intraoperative applications
 - ➔ elastography
 - ➔ endoscopic intestinal and transbronchial ultrasonography EUS and BUS
- c. at a minimum of expenses

LEARN TO PERFORM CLINICAL ULTRASONOGRAPHY

No problem – with an up-to-date machine, and initially guided hands on by an experienced medical colleague. Detailed knowledge of the respective (patho-) anatomy is an evidently needed prerequisite. As a matter of fact, looking into the abdomen by means of ultrasonography is easy.

Reading textbooks and journals on ultrasonography is required as well as making use of internet based sources of information. However and basically, there is only one true access to learn and to improve clinical ultrasonography: By your own performance.

JUST DO IT, AND YES: YOU CAN.

And the UEGW team of medical colleagues at The Ultrasound Learning Center will support you in two ways:

1. The Postgraduate Course of Ultrasonography for the Gastroenterologist—a two-day course on **Saturday, October 23 and Sunday, October 24, 2010**. This course is lecturing and hands on at a 50:50 ratio, the lectures predominantly based on realtime video clips.

The list of topics covered is as follows:

- ➔ basics and advanced aspects in organ anatomy of large and small abdominal vessels, liver, pancreas, biliary system, intestine, kidneys, pelvis
 - ➔ frequent pathology in diseases of liver, bilopancreatic system, intestine, abdominal cavity, kidney, genitourinary tracts, and vessels
2. From **Monday, October, 25 to Wednesday, October 27, 2010**, The Ultrasound Learning Center is open for hands on training for all congress participants who want to make their first steps in looking into the abdomen, again guided and trained by experienced medical colleagues. In addition, noon lectures will be held on these three days from 12.30–14.00 h on special clinical ultrasonography topics as follows:

Monday, October 25, 2010

Abdominal emergencies; vascular complications; focal liver lesions—detection and classification; contrast enhanced ultrasonography CEUS

Tuesday, October 26, 2010

Endosonography—simple, advanced, and interventional; intestine-sonography with normal and with high resolution probes; case reports in a quiz fashion

Wednesday, October 27, 2010

Wallthickening processes in bile ducts, intestine, and vessels; ultrasonography guided interventions for diagnosis and for therapy—revisited; sono-psychology

You are welcome to start your own clinician's ultrasonography seeing and learning!

- ➔ lucas@prof-greiner.de
- ➔ ultrasonography@flyingfaculty.de




FUN RUN AND PUBLIC HEALTH DAY

FUN RUN AT UEGW BARCELONA 2010

Delegates are invited to register for the annual UEGF charity event: The Fun Run will be held on Sunday, October 24, 2010.

The attractive 5 km running course starts and finishes close by the congress venue.




Fun Run
UEGW Barcelona 2010
Sunday, October 24, 2010

- Course around the CCIB
- Distance: 5 km
- Registration fee: 10 EUR
- Improve your health and support a medical charity!

Charity support registration fee includes

- Runners' shirt
- Start number and rental of timing chip
- Free runners' breakfast
- Finishing medal
- Personalised certificate

PUBLIC HEALTH DAY AT UEGW BARCELONA 2010

After the overwhelming success of the first Public Health Day in 2009, members of the public and delegates are again invited to attend the public information event that will be organized on occasion of UEGW Barcelona 2010.

Representatives from local patient organisations and world renowned experts will discuss current issues in the field of digestive cancer together with patients.



© Jane Doe, Fotolia

Public Health Day – Fighting Digestive Cancer
UEGW Barcelona 2010
Sunday, October 24, 2010
Directly at the CCIB

More information on both events as well as registration options are available at www.uegw10.uegf.org



UEGW

STOCKHOLM 2011

19th United European
Gastroenterology Week

www.uegf.org // EACCME applied



October 22 – 26, 2011 // Stockholm, Sweden
Stockholm Exhibition & Congress Center

Organiser:

UEGF – United European Gastroenterology Federation
office@uegf.org

Congress and Exhibition Office:

CPO HANSER SERVICE GmbH
uegw2011@cpo-hanser.de

14TH ESGENA CONFERENCE



Dear Colleagues,

On behalf of ESGENA, Spanish Society of Endoscopy Nurses and Associates (AEEED) and the Spanish Society of Gastroenterology Hepatology and Endoscopy Nurses (AEEPD) we have great pleasure inviting you to the 14th ESGENA Conference, which will be held during the 18th UEGW on 23–25 October 2010 in Barcelona, Spain.

The three day conference will include state-of-the-art lectures, free papers & posters, lunch sessions, several workshops with hands-on-training and live transmissions. Interesting topics of Gastroenterology and Endoscopy will ensure a truly global context. We are hoping to provide a full and varied programme—to stimulate you into meeting and holding discussions with colleagues from all over the world. This format will encourage networking and communication between the delegates—both between individual nurses and national groups.

On Saturday, there will be an opportunity to attend several workshops organized in four parallel rooms. The workshops will have a more practical focus and will be held in smaller groups—up to 50—to encourage discussion, questions, and exchanges of ideas.

Following success at previous conferences, we will be offering hands-on training using bio simulators for nurses on Saturday and Sunday. These workshops will be organised in close cooperation with ESGE. Nurses will also have access to the UEGW post graduate course. The conference will officially open with the ESGENA Welcome Reception on Saturday evening. In the past, this has been a most enjoyable, informal evening with the opportunity to meet colleagues and friends from all over Europe and overseas. This evening will be organised by the Spanish nurses as local hosts of the conference.

On Sunday, the scientific programme, which includes two free paper sessions and a nurses' poster session, will offer mainly nursing-oriented lectures in two parallel halls. In addition, 3 parallel lunch sessions will have a more practical focus. On Monday morning, we will have the Plenary Session with lectures in one hall. This will bring together all the delegates and we will award the prizes for the best free paper and the best poster. We will conclude with invitations to the next conferences.

The trade exhibition will open on Monday morning, and there should be enough time to browse the stands if the medical scientific programme does not tempt you back into the lecture halls.

We hope that we will be able to welcome you at the 14th ESGENA Conference in October 2010 in Barcelona, Spain.

Ulrike Beilenhoff
President of ESGENA

14TH ESGENA CONFERENCE



GENERAL INFORMATION

Scientific Secretariat

Ulrike Beilenhoff (President)
c/o Medconnect GmbH
Brunnsteinstr. 10, 81541 Munich, Germany
Phone: +49-731-950 3945
Email: UK-Beilenhoff@t-online.de

Please also visit www.esgena.org and www.uegf.org

ESGENA Annual General Meeting

ESGENA Annual General Meeting will be held on Sunday, October 24, 2010. Access for ESGENA members only.

SOCIAL EVENTS

Saturday, October 23, 2010

- ➔ **Evening:** Welcome Reception & Opening of ESGENA conference
- ➔ Attendance at the Welcome Reception is included in the registration
- ➔ **Ticket:** Access only with badges of ESGENA Conference

ESGENA SCIENTIFIC PROGRAMME

Saturday, October 23, 2010

- ➔ **All day:** 8 workshops in four parallel sessions
- ➔ **Afternoon:** hands-on training on bio simulators

Sunday, October 24, 2010

- ➔ **All day:** ESGENA scientific programme with free paper and poster sessions and 3 parallel lunch sessions
- ➔ **All day:** Hands-on training on bio simulators

Monday, October 25, 2010

- ➔ **Morning:** ESGENA Plenary Session
- ➔ **All day:** Technical exhibition and the ESGE Learning Area

Hands-on-Training on Saturday and Sunday

- ➔ Hands-on-training on bio simulators will be offered in Co-operation with ESGE.
- ➔ Please note that there are only a limited number of tickets available in order to ensure small training groups at each station.
- ➔ Tickets for nurses will be available at the entrance of the ESGE Learning Area one hour before starting each hands-on-session.

ESGENA Poster Session

- ➔ Scientific posters will be displayed on Saturday and Sunday, October 23–24, 2010
- ➔ Two poster sessions will be held on Sunday, October 24, 2010

ESGENA Lunch Session

- ➔ Lunch sessions will combine state-of-the-art-lectures with hands-on-training on different stations focused
- ➔ On Sunday, October 24, 2010, 3 parallel lunch sessions will be offered.
- ➔ Please note that there are only a limited number of tickets available in order to ensure small training groups at each station.
- ➔ Tickets for nurses will be available at the ESGENA information desk

Scientific Deadlines for ESGENA Abstracts

- ➔ **May 30, 2010:** Deadline for submitting abstracts

14TH ESGENA CONFERENCE

PROGRAMME OVERVIEW

Please find the detailed programme on the websites: www.uegw10.uegf.org and www.esgena.org.

SATURDAY, OCTOBER 23, 2010

Lecture Halls					ESGE Learning Area			
UEGW-PG Training Programme	09.00–17.00 h	13.30–15.00 h	Workshop 1	Workshop 2	Workshop 3	Workshop 4	13.30–15.00 h	Workshop 5 Hands-on-training on biosimulators Upper GI Bleeding ERCP Colonoscopy
	☕							
	15.45–17.00 h	15.30–17.00 h	Workshop 6	Workshop 7	Workshop 8	Workshop 9	15.30–17.00 h	Workshop 10 Hands-on-training on biosimulators Upper GI Bleeding ERCP Colonoscopy
Evening – ESGENA Welcome Reception								

SUNDAY, OCTOBER 24, 2010

Lecture Halls				ESGE Learning Area
08.30–10.00 h	Session 1 Free Paper Session	Session 2		
10.00–11.00 h	☕		Poster Round I & Coffee	
11.00–12.30 h	Session 3 Free Paper Session	Session 4		11.00–12.30 h Workshop 11 Hands-on-training on biosimulators ERCP Short Wire System Cook
12.30–14.30 h	🍴		13.00–14.00 h Poster Round I & Coffee	
13.00–14.30 h	Lunch Session 1	Lunch Session 2	Lunch Session 3	13.30–15.00 h Workshop 12 Hands-on-training on biosimulators ERCP Short Wire System Olympus
14.30–16.00 h	Session 5	Session 6		
16.00–16.30 h	☕			15.30–17.00 h Workshop 17 Hands-on-training on biosimulators ERCP Short Wire System Boston upper GI Bleeding
16.30–18.00 h	Session 7	Session 8		
18.00–19.00 h	ESGENA General Assembly (members only)			

MONDAY, OCTOBER 25, 2010

Lecture Hall		
08.30–10.30 h		
<ul style="list-style-type: none"> ☞ New techniques and developments in Endoscopy – Presentation by Major Sponsors ☞ Scientific Lectures ☞ Best Free Paper and Best Poster Award ☞ Invitation to next conferences 		
10.30–11.00 h	☕ Coffee Break	12.30–14.00 h 🍴 Lunch
<ul style="list-style-type: none"> ☞ Visit of Exhibition ☞ ESGE Learning Area ☞ UEGW Sessions 		
15.30–16.00 h	☕ Coffee Break	

14TH ESGENA CONFERENCE

CALL FOR ABSTRACTS

ESGENA invites colleagues from Europe and from all over the world to present their experience, studies and projects at the 14th ESGENA Conference in October 2010 in Barcelona, Spain. Participants wishing to submit abstracts can do so only in electronic format by sending a MS Word document with their abstract by email to: Ulrike Beilenhoff, ESGENA President (Email: UK-Beilenhoff@t-online.de)

Deadline for submitting abstracts: May 30, 2010

General Information on Abstract Submission

Participants are invited to submit original scientific abstracts for oral or poster presentation. Authors have to conform to the following guidelines for abstract submission. Those not conforming to the guidelines will not be considered for reviewing.

- ➔ Abstracts must be submitted in English and must be presented in English.
- ➔ Abstracts will be reviewed by a panel of experts and may be selected for oral or poster presentations, or may be rejected. The time allotted for each oral presentation will be 10 minutes, followed by 5 minutes of question time.
- ➔ Notification of acceptance (for oral or poster presentation) or rejection by the Scientific Programme Committee will be emailed to the presenting author by **June 30, 2010**.
- ➔ Detailed information, guidelines and recommendations for oral or poster presentation, as well as day, time and room will be sent in due time to duly registered presenting authors.
- ➔ The presenting author of an accepted free paper or poster will receive a free registration to the ESGENA Conference in Barcelona.
- ➔ Accepted abstracts will be published in the ESGENA Abstract Book, in the ESGENA News, and on the ESGENA website.

The abstract should be typed as follows:

- ➔ Use font that is easy to read such as Arial, Times Roman, Helvetica or Courier fonts.
- ➔ The abstract must not be more than 500 words long or must not fill more than one A4 page, using type in 12-point font.
- ➔ A brief title, which clearly states the nature of the investigation, with the entire title in capital letters.
- ➔ Abbreviations should, if possible, be avoided in the title, but may be used in the text if they are defined on the first usage.
- ➔ The authors' names (full first name, surname) and the institution (hospital, university, organization, city and country, email and fax number) where the research was carried out, with the name of the presenting author underlined.

- ➔ Type in the top section of the abstract the title of the paper in capital letters.
- ➔ Use single line spacing.
- ➔ Include tables if necessary.
- ➔ The abstract should be as informative as possible.
- ➔ The abstract should have a logical, scientific structure (introduction, mains & objectives, method, results, conclusion, summary, references, learning outcomes for audience).
- ➔ Statements such as „results will be discussed“ or „data / information will be presented“ cannot be accepted.
- ➔ Please ensure that your abstracts do not contain any spelling, grammar or scientific errors, as it will be reproduced exactly as submitted.
- ➔ The abstract should have a nursing relevant content and should add to existing knowledge.
- ➔ The abstract should have a minimum of 2 relevant references.
- ➔ The abstract should state 2 things the delegates could learn from your presentation.

CHECKLIST FOR ABSTRACTS

Abstract sections

- Title**, which clearly states the nature of the investigation,
- Authors' Names** (full first name, surname), please underline
- Presenting Author** (the name of the presenting author is underlined)
- Institution** (hospital, university, organization, city and country, email and fax number)
- Introduction** (what is already known, what needs further study)
- Aim / Objective**
- Method** used
- Results/Findings**
- Summary** of Results/Findings
- Conclusion(s)** reached (what has been learned)
- References** (minimum 2)
- Learning Outcomes** (2 things you would like the reader to learn from your presentation)

Formatting

- ➔ Title in CAPITAL LETTERS
- ➔ Abbreviations should, if possible, be avoided in the title, but may be used in the text if they are defined on the first usage
- ➔ Presenting author underlined
- ➔ Single Line Spaced
- ➔ Abstracts must be submitted in English and checked for spelling errors
- ➔ Use 12 point Font e.g. Arial, Times Roman, etc.
- ➔ 500 words – max. one A4 page

The abstract should have a NURSING RELEVANT CONTENT and should add to existing knowledge.

CONGRESS REGISTRATION

REGISTRATION FEES

Registration and Payment received	by May 15, 2010 Euro incl. VAT	by September 15, 2010 Euro incl. VAT	after September 15, 2010 Euro incl. VAT
Delegate	470	600	750
Fellow in Training of UEGW*	200	225	250
Accompanying Person	70	70	70
Lunch Session	55	55	55
Postgraduate Teaching Programme	250	250	250
Postgraduate Teaching Programme, Fellow in Training*	100	100	100
ESGENA Conference**	185	200	250

* Applicants must be under 40 years of age and a certificate from the supervisor or Head of Department must be forwarded together with the registration.

** Copy of nurse's professional standing or similar identification is indispensable for proof of status (confirmation by employer, proof of education or registration as nurse)

Please register online for UEGW 2010: www.uegf.org

Registrations received after September 15, 2010 will be processed as on-site registrations.

Registration fee for UEGW delegates and fellows in training includes:

- ➔ Admission to all scientific sessions
- ➔ Admission to poster exhibition and technical exhibition
- ➔ Admission to the ESGE Learning Area
- ➔ Admission to the Ultrasound Learning Centre
- ➔ Unlimited use of Barcelona public transportation system, valid for 5 days (Sat–Wed, Oct 23–27)
- ➔ Congress materials (delegate bag, final programme, abstract book, etc.)
- ➔ Coffee breaks and lunches (Mon–Wed)

Registration fee for accompanying persons includes:

- ➔ Unlimited use of Barcelona public transportation system, valid for 5 days (Sat–Wed, Oct 23–27)
- ➔ Half-day Barcelona Sightseeing Tour

Registration fee for ESGENA Conference includes:

- ➔ Admission to all ESGENA scientific sessions and workshops
- ➔ Admission to the ESGENA Welcome Reception on Saturday, October 23, 2010
- ➔ Admission to the UEGW scientific sessions on Monday

- ➔ Admission to poster and technical exhibition
- ➔ Admission to the ESGE Learning Area
- ➔ Admission to the Ultrasound Learning Centre
- ➔ Unlimited use of Barcelona public transportation system, valid for 3 days (Sat–Mon, Oct 23–25)
- ➔ Congress materials (delegate bag, final programme, ESGENA abstract book, etc.)
- ➔ Coffee breaks and lunches (Sat–Mon)

Registration fee for Postgraduate Teaching Programme and PGT Fellow in Training includes:

- ➔ Admission to PGT courses
- ➔ Syllabus
- ➔ Coffee breaks and lunches (Sat and Sun)

On-site registration (after September 15, 2010)

Participants who would like to register on-site are advised to arrive early. On-site registration does not necessarily entitle the participants to receive a delegate bag. On-site registration will be handled upon a first-come, first-served basis, priority will be given to pre-registered delegates.

CONGRESS INFORMATION

CONFIRMATION

Upon receipt of the registration and the corresponding payment, the congress office will send a confirmation to the participant which also serves as an invoice. Please show this confirmation of registration at the congress counter when picking up your congress material.

CANCELLATION

In the event that the attendance at the congress and the Lunch Sessions is cancelled by **May 15, 2010**, the registration fee minus a processing fee of 25% will be refunded. The attendee will have the option to prove that the expenditure for processing is less than 25% of the registration fee. No refund will be made if the registration is cancelled at a later date. Please notify the conference office of your cancellation in writing.

WHO IS WHO

Their consent provided, delegates will be given the possibility to have their name, institution, city and country listed in the list of participants published on the internet. Upon request a direct link to the homepage of the participant or his/her institution can be installed.

PAYMENT

When registering for the UEGW 2010, please arrange payment of the registration fee. All payments must be made in EUR. You can choose between two forms of payment, credit card payment or bank transfer. We strongly recommend credit card payment as charges for bank transfers may apply twice, once in the country of origin, and a second time in the target country.

- ➔ Credit card (AMEX, Eurocard/Mastercard, VISA)
- ➔ Bank transfer to the congress bank account:

United European Gastroenterology Federation
Deutsche Bank PGK AG
Account Number: 1012061 00
Bank Code: 100 700 24
BIC (SWIFT-CODE): DEUTDE33HAN
IBAN: DE08 1007 0024 0101 2061 00

CONGRESS VENUE

CCIB – Centre Convencions Internacional Barcelona
Rambla Prim 1 – 17
08019 Barcelona, Spain

CONGRESS REGISTRATION DESK

The congress counter will be located in the entrance hall of the CCIB.

Opening Hours

Friday	October 22, 2010	14.00h – 18.00h
Saturday	October 23, 2010	07.30h – 18.00h
Sunday	October 24, 2010	07.30h – 18.00h
Monday	October 25, 2010	07.00h – 18.00h
Tuesday	October 26, 2010	07.00h – 18.00h
Wednesday	October 27, 2010	07.00h – 14.00h

CONGRESS AND EXHIBITION/SPONSOR OFFICE

CPO HANSER®
SERVICE

Office Berlin
CPO HANSER SERVICE GmbH
Paulsborner Str. 44
14193 Berlin, Germany
Phone: +49-30-300 669-0
Fax: +49-30-305 73 91
Email: uegw2010@cpo-hanser.de

POSTER EXHIBITION

Posters will be displayed from Monday, October 25 until Wednesday, October 27, 2010 in Hall P0. The posters will be changed daily and are at display during the opening hours of the technical exhibition. Information regarding poster format, set-up and dismantling will be sent to the authors along with their notification of acceptance.

CONGRESS INFORMATION

TECHNICAL EXHIBITION

The UEGW will be accompanied by a major technical exhibition taking place in Hall P0 of the CCIB. Potential exhibitors can request an exhibition/sponsoring brochure from the Congress and Exhibition Office, CPO HANSER SERVICE GmbH.

Email: uegw2010@cpo-hanser.de

Opening Hours

Monday	October 25, 2010	09.00 h – 17.00 h
Tuesday	October 26, 2010	09.00 h – 17.00 h
Wednesday	October 27, 2010	09.00 h – 14.00 h

CONGRESS INFORMATION SYSTEM CO CONGRESS ONLINE®

For the 18th United European Gastroenterology Week, the web based Congress Information System CO CONGRESS ONLINE® has been installed: www.uegw10.uegf.org

Prior to the congress CO CONGRESS ONLINE® will provide information on:

- Preparation of the congress
- List of topics
- Call for abstracts
- Faculty
- Preliminary scientific programme
- Accepted abstracts
- Satellite Symposia and Breakfast Meetings
- List of participants (Who is Who)
- List of exhibitors
- Supporting programme
- Long Term, Premium, Major Partners and General Sponsors
- Congress venue
- City of Barcelona
- Hotel accommodation
- Travel to Barcelona
- Special news
- Private Mailbox

CONGRESS WEBSITE

Further and updated information will be available on the internet at www.uegf.org (click on the button "UEGW Barcelona"). Registration, hotel reservation and submission of abstracts are available online.

CONGRESS LANGUAGE

The official language of the UEGW is English.

FINAL PROGRAMME AND ABSTRACTS

The final programme and abstracts will be published on the internet at CO CONGRESS ONLINE® prior to the congress. Participants will receive a copy of the final programme and the abstract book with their congress material.

LETTER OF INVITATION

The Congress Office will be pleased to send a formal letter of invitation to delegates requesting an invitation letter for visa purposes. It is understood that such an invitation is intended to help potential delegates to raise funds or to obtain a visa. This does not imply a commitment from the congress to provide any financial support.

Letters of invitation may be requested from the congress office no later than **September 25, 2010**. The letters will be sent as email attachment. If an express delivery is required, the delegate shall order a courier at his/her own expense.

VISA

The entry formalities for Spain vary according to the country of origin. Please check the current visa requirements with your travel agent or the local Spanish Consulate in your home country.

HOTEL ACCOMMODATION

A number of hotel rooms in different price categories have been reserved in Barcelona and surrounding areas for the 18th UEGW 2010. As a service for individual participants, Viajes Iberia Congressos will arrange your hotel accommodation at no extra charge. There are different hotel room ratings, ranging from 2 to 5 stars.

The officially appointed housing agency for UEGW 2010 is Viajes Iberia Congressos.

UEGW 2010 c/o Viajes Iberia Congressos

Edificio Orizonia
C/Pallars 193, 2ª Planta
08005 Barcelona, Spain
Phone: +34-93-510 1005
Fax: +34-93-510 1009
Email: uegw2010@viajesiberia.com

HOTEL CATEGORIES

Hotel Category	Single room min-max	Double room min-max
5 star	EUR 190-325	EUR 225-350
4 star	EUR 140-300	EUR 175-350
3 star	EUR 110-230	EUR 125-225

Individual online bookings can be made via the Congress website: www.uegw10.uegf.org

Each category has a minimum and a maximum rate based on single/double occupancy. All hotels offer bath/shower/WC, telephone and breakfast facilities. Hotels of 4 and 5 stars usually have a restaurant and a bar.

All rates (per room, per night) include breakfast, Spanish VAT (7%) and service charge. Rates are shown for standard rooms. Other types of rooms (superior, deluxe, junior suite etc.) are available on request. These prices are indicative and may be subject to change.

If you have any further questions about accommodation, please contact Viajes Iberia at:
uegw2010@viajesiberia.com

HOTEL RESERVATION

Due to limited room availability in Barcelona, we do advise you to make your reservation as early as possible in order to have the best choice of available hotels.

Hotel accommodation is subject to availability and will be allocated on a "first come, first served" basis. Requests received after September 15, 2010 cannot be guaranteed, although Viajes Iberia Congressos will make every effort to meet participants' requirements.

All reservations must be made either online via the hotel online booking form or via fax, using the printable accommodation form that can be downloaded from the hotel booking site. Telephone reservations will not be accepted. Should the selected hotel(s) be sold out, Viajes Iberia Congressos reserves the right to book a hotel in an alternative category and price range.

PAYMENT AND CONFIRMATION

Please note that in order to secure your hotel reservation, Viajes Iberia Congressos will charge to the credit card provided the room deposit, which will vary depending on the chosen hotel.

All bank fees must be covered by the payee. No reservations will be confirmed until the payment has been received.

CHANGES AND CANCELLATIONS

All changes and cancellations must be sent in writing (fax, letter or email) to:

UEGW 2010 c/o Viajes Iberia Congressos

Edificio Orizonia
C/Pallars 193, 2ª Planta
08005 Barcelona, Spain
Phone: +34-93-510 1005
Fax: +34-93-510 1009
Email: uegw2010@viajesiberia.com

HOTEL ACCOMMODATION / INFORMATION ON BARCELONA


Please note that hotels will not accept any changes or cancellations directly:

- In the event of cancellation before **July 1, 2010**, the deposit will be refunded, less a handling charge of EUR 50.
- In the event of cancellation after **July 1 and up until September 1, 2010** the first night will be charged as a cancellation fee.
- In the event of cancellation after **September 1 and up until October 2, 2010**, two nights will be charged as a cancellation fee.
- In the event of cancellation/reductions in the number of nights after **October 2, 2010**, or no-show, the entire booking period will be charged.

These cancellation policies are only applicable to individual bookings. For information about group bookings and conditions please contact uegw2010@viajesiberia.com

GROUP RESERVATIONS

Group reservations (10 rooms minimum) will be handled by separate contracts and separate regulations. Please contact Viajes Iberia Congresos directly for further information at uegw2010@viajesiberia.com.



↑ Mirador de Colom © Turisme de Barcelona / J. Trullàs

BARCELONA

Barcelona, the capital of Catalonia, is a cosmopolitan Mediterranean city that incorporates in its urban street pattern Roman remains, medieval districts and the most beautiful examples of modernism and 20th century avant-garde art. Of Roman origin, Barcelona's long history and economic dynamism have provided it with an impressive cultural heritage, shown in the conservation of its rich historic and artistic heritage and in the encouragement of the newest artistic trends. Its long cultural agenda will lead the visitor through museums, exhibitions, outdoor sculptures and an extensive calendar of music, theatre, and dance.

AIRPORT AND ARRIVAL INFORMATION

With over 32 million travellers a year, the El Prat Airport is the second most important one in Spain in volume of passengers, and traffic is increasing with the recently opened terminal in June 2009. Its facilities are located in the municipal district of El Prat de Llobregat, 12 kilometres to the southwest of the Catalan capital. Barcelona's airport offers daily flights to and from the main Spanish destinations, particularly the Madrid-Barcelona air shuttle service, which has flights every 30 minutes between the two cities. Paris, Bordeaux, Milan and Rome are just some of the international destinations available from Barcelona.

TRANSPORT BETWEEN THE AIRPORT AND THE CITY

City Airport Train / Bus

The city can easily be reached from the airport by taxi, bus or train. The Aerobús is the bus route that runs to Plaça de Catalunya Square in the city centre: it operates 06.00h–01.00h, daily every 10 minutes. The ride lasts around 30 minutes to Plaça de Catalunya.

The train will also leave for the airport in Plaça de Catalunya Square and runs every 30 minutes. Barcelona is also an important railway hub and forms a connection point between the Iberian Peninsula and the rest of Europe. The Estació de França Station, located at the end of Barcelona Port has Elipsos Trenhotel rail services to Paris, Geneva, Zurich and Milan. Other stations for long-distance services are Passeig de Gràcia and Sants, close to Plaça de Espanya Square, in the city centre.

- www.barcelonanord.com
- www.renfe.es

INFORMATION ON BARCELONA

METRO

The metro runs to all central areas of the city and has station entrances in the most popular tourist areas. They are marked with the letter „M“. It runs 05.00h to midnight, Monday to Thursday, Sundays and public holidays; 05.00h–02.00h on Fridays.

TAXI

Most people prefer to use taxis at night for speed and comfort. Taxis can be found every day and at any time. They are yellow and black and have their license number displayed on the side. When they have the green light on they could be stopped in the street. They can also be found at ranks on Barcelona's central streets and squares. There is also a radio taxi service—the taxi will pick up passengers from wherever they like. Tariffs are displayed inside the taxis and comprise the minimum fare, flag-down charge, kilometre charge and other extras such as night service, public holidays, and station or airport service.

PUBLIC TRANSPORTATION

Upon arrival at the congress venue, all congress delegates receive a 5-day public transportation ticket (valid Sat–Wed, Oct 23–27) with their congress material.

The pass entitles the holder to travel on all public transport facilities within the Barcelona city boundaries during the entire period of the congress.

BANK AND ATM

Banks are usually open on weekdays during the following times:

☞ Monday to Friday: 08.30h–14.00h.

ATMs (Automated Teller Machines/cash points) can be found everywhere in Barcelona, including around the congress venue—CCIB (Centre Convencions Internacional Barcelona).

CLIMATE

The climate in Catalonia is mainly Mediterranean around the coastal areas, whilst inland the climate becomes more continental in essence. The weather in October and November is still pleasant but starting to get a little cooler (21 °C down to 15 °C, 69 °F to 59 °F). There won't be sunshine every day, so be prepared for days when it could be overcast with a little rain.

CURRENCY

The currency in Spain is the Euro. At most banks as well as at exchange bureaus in the city currency can be exchanged. Credit cards are widely accepted.

ELECTRICITY

Electricity supply in Spain is AC 220 Volts, 50 Hertz. Sockets meet European regulations and use the round pin system.

TIME ZONE

The time zone on the Spanish mainland and the Balearic Islands is Greenwich Mean Time (GMT) +1 hour in winter and +2 hours in summer.



↑ Port Olímpic

© Turisme de Barcelona/Espai d'Imatge

SUPPORTING PROGRAMME

During the UEGW 2010, Viajes Iberia Congressos will offer various guided tours in and around Barcelona for participants and their accompanying persons. All tours are accompanied by an English-speaking guide and are subject to change. **Please note that all tours will start and end at the CCIB (Congress Centre).**

TOURS IN BARCELONA BARCELONA HIGHLIGHTS

Saturday October 23, 2010	09.30 h – 12.30 h
Sunday October 24, 2010	14.00 h – 17.00 h
Monday October 25, 2010	09.30 h – 12.30 h

The panoramic visit includes the main monuments and sites of the city. Please take note that all visits are only of the exteriors.

The BARRI GOTIC (Gothic District) is in the centre of Barcelona, where the Roman-walled settlement first originated. It is here where we'll see the main public buildings including the Town Hall, the Catalan Government Palace and, of course, the Cathedral.

Passeig de Gracia could be considered the Champs Elysees of Barcelona. It is the main street of the Eixample district, a shopping and financial centre.



↑ Anella Olímpica de Montjuïc
© Turisme de Barcelona / Espai d'Imatge

MONTJUIC mountain (Jewish mountain) has played an important role in the history of Barcelona. As a result this emblematic mountain offers visitors a broad insight into the city's past, as well as offering some beautiful parks and spectacular views of the city and port area. The last transformation of Montjuïc was for the Olympic Games in 1992 when the Olympic Ring was designed.

Cost per person: EUR 26.50

DISCOVERING GAUDI

Saturday October 23, 2010	13.30 h – 17.30 h
Sunday October 24, 2010	09.30 h – 13.30 h
Monday October 25, 2010	13.30 h – 17.30 h
Tuesday October 26, 2010	13.30 h – 17.30 h

Antoni Gaudi is probably the most famous modernist architect in the world. Born in 1852, he was an attentive observer of nature and felt attracted to its forms, colours and geometry. This sightseeing tour will encompass outdoor visits to the main houses of Gaudi: Casa Batlló and La Pedrera.

We will then go on to visit inside the: GÜELL PARK (1900–1914). This project was a dream come true for the Catalan businessman Eusebi Guell and Gaudí, the revolutionary architect who, based on the English model of city-gardens, proposed the transformation of a large rocky estate in the north part of the city into a residential area.



↑ Casa Milà "La Pedrera"
© Turisme de Barcelona / L. Bertran

SAGRADA FAMILIA The temple was originally a private initiative of the Spiritual Association devoted to St. Joseph. Work began in 1882 under the direction of Francesc de Paula Villar, whose intention was to give the work a neogothic style, in fashion at that time. However, due to differences between the architect and the municipality, he gave up the project and Gaudi stepped in to replace him.

Cost per person: EUR 40.00

SUPPORTING PROGRAMME

GOTHIC QUARTER WALKING TOUR

Saturday	October 23, 2010	09.30 – 12.30 h
Monday	October 25, 2010	09.30 – 12.30 h
Tuesday	October 26, 2010	09.30 – 12.30 h

The BARRI GOTIC (Gothic district) is the centre of Barcelona, where the city originated, and where the main public buildings are located. Barcelona's origins date as far back as to Roman times and, despite its transformation in the Middle Ages, there are still traces of its foundations.

Building of the Cathedral began in 1298 during the rule of James II of Aragon and completed in 1454. It's one of the masterpieces of Spanish gothic architecture. The current façade is 19th century. A special mention must be given to the cloister.



↑ Carrer del Bisbe

© Turisme de Barcelona / Espai d'Imatge

The RAMBLA is, of course, the best known landmark of Barcelona. Meandering down from "Catalunya" Square to the Columbus statue, filled with newspaper kiosks, flower sellers and animal stalls, as well as all sorts of artists, it is undoubtedly the place where everyone comes together, both tourists and locals. We will visit the colourful and photogenic Boqueria Market (Sundays closed), the largest and most traditional food market in Spain with its many stalls.

Cost per person: EUR 29,50



↑ La Rambla

© Turisme de Barcelona / J. Trullàs

TOUR OUTSIDE BARCELONA CODORNIU & MONTSERRAT

Monday	October 25, 2010	09.00 – 17.00 h
---------------	-------------------------	------------------------

An approximately 45 minute drive from Barcelona will take us to the "Penedés" wine region, home of "Cava" (Catalan sparkling white wine produced using the same process as French Champagne). Codorniu are the biggest wine cellars in the world, covering 30 kilometres and set out on five levels. Built by the architect Josep Maria Puig i Cadafalch, a genius of the modernist style.

Afterwards the tour continues on to Mount MONTSERRAT, said to be the inspiration of Wagner for the setting of the opera Parsifal. The Monastery, dating from the middle of the 19th century—Napoleon's army destroyed the old monastery in 1815—hosts a community of some 80 monks who follow the 6th century Benedict rule.

The church interior was restored after the destruction by Napoleon's army and hosts the image of Our Lady of Montserrat, popularly known as "La Moreneta" (dark woman) due to the dark colour of her face. It is a lovely 12th century Romanesque carving. In 1881 she was crowned and declared the Patron Saint of Catalonia.

Lunch is included in a local restaurant.

Cost per person: EUR 118,00

SUPPORTING PROGRAMME

TOUR OUTSIDE BARCELONA GIRONA & FIGUERES

Tuesday October 26, 2010 08.30–17.30 h

GIRONA is located 100 km, north of Barcelona. It is divided in two by the river Onyar which cuts through the heart of the city. On the right bank of the river; above a hill, stands the old city, which was formerly enclosed within city walls and extended across the flat area of the riverbank. The modern city rises on the left bank of the river, and spreads across to the old Mercadal neighbourhood. The cathedral (11th–18th centuries) combines different styles including Romanesque, Gothic, Renaissance and Baroque. The cloister is a masterpiece of Catalan Romanesque art and was built between the 11th and the 12th centuries and has been totally preserved.

FIGUERES is located in the rural region of “Alt Ampurdà” and is internationally known for being the birthplace of Salvador Dalí. There you will visit the old municipal theatre which was converted by this eccentric artist into his Theatre-Museum. Opened in 1974, the Dalí Theatre-Museum was built upon the remains of the former Figueres theatre. It contains the broadest range of works spanning the artistic career of Salvador Dalí (1904–1989), from his earliest artistic experiences and his surrealist creations down to the works of the last years of his life.

Lunch included in local restaurant.

Cost per person: EUR 136,00



↑ Dalí Museum in Figueres

BOOKING CONDITIONS

- ➔ Prior to the UEGW 2010 booking is only available online.
- ➔ Full payment in advance is required.
- ➔ All tours will be conducted in English language.
- ➔ Exceptional circumstances beyond the control of Viajes Iberia Congressos may incur prices to be subject to changes.
- ➔ All prices include the current VAT tax rate
- ➔ Confirmation will be sent to you upon receipt of your payment.
- ➔ Your vouchers and receipt will be given to you at the Tours Desk at the Congress venue.
- ➔ Cancellations of tours are to be made in writing to Viajes Iberia Congressos.
- ➔ All tours are based on a minimum number of 25 participants. Tours will be cancelled if the minimum number is not reached. Full refunds will be available for tours which do not take place.
- ➔ Tours cancelled after October 8, 2010 cannot be refunded.
- ➔ No refund will be possible for included services not taken. Lost or unused tickets cannot be refunded.
- ➔ Tours will depart from the CCIB (Congress Centre).

CONTACT

Viajes Iberia Congressos

Edificio Orizonia
C/Pallars 193, 2ª Planta
08005 Barcelona, Spain
Phone: +34–93–510 1005
Fax: +34–93–510 1009
Email: uegw2010@viajesiberia.com



↑ Girona Cathedral

© Borja Vilallonga

ACKNOWLEDGEMENTS

The UEGF gratefully acknowledges the support of the following companies (as of February 2, 2010):

PREMIUM PARTNER



Abbott



Olympus

MAJOR PARTNERS



A. Menarini Farmaceutica
Internazionale



Fujinon (Europe) GmbH

GENERAL SPONSORS

ACTIAL FARMACEUTICA Lda.
Alfa Wassermann S.p.A.
Axcan Pharma SAS
Barrx Medical Inc.
BMJ Group
Boston Scientific International S.A.
Calpro AS
COOK Medical
Erbe Elektromedizin GmbH
Hitachi Medical Systems Europe Holding AG
Immundiagnostik AG
INFAI GmbH
IntroMedic. Co., Ltd
LIFE PARTNERS EUROPE
M.I. Tech., Ltd
Medical Measurement Systems b.v.
Medi-Globe GmbH
medwork medical products and services GmbH
MTW Endoskopie
Ovesco Endoscopy AG
Peter Pflugbeil GmbH
S. Karger AG
Shire Pharmaceuticals
Taewoong Medical, Co. Ltd
Vifor Pharma Ltd.

Visit the Technical Exhibition in Hall P0

Opening Hours

Monday	October 25, 2010	09.00–17.00 h
Tuesday	October 26, 2010	09.00–17.00 h
Wednesday	October 27, 2010	09.00–14.00 h

UEGF EDUCATION 2010



STARNBERG | MAY 2010

UEGF TIGER

Topic: Training Innovation in Gastroenterology and Educational Resources

Venue: Starnberg, Munich / Germany / Hotel Vier Jahreszeiten

DATE: MAY 27 – 29, 2010



OXFORD | JULY 2010

UEGF-EASL Professional Trainee Course

Topic: Cholestatic Liver Disease

Venue: Oxford / UK / Medical Sciences Teaching Centre

DATE: JULY 8 – 10, 2010



CAMBRIDGE | JULY 2010

UEGF Teaching Activity on Basic Science

Topic: Innate Immunity and the Gut

Venue: Cambridge / UK / Murray Edwards College

DATE: JULY 16 – 18, 2010

UEGF Training Support

UEGF financially supports scientific and research proposals from UEGF members and other groups of scientists or individuals with the intention of fostering educational initiatives and increasing the number of high-quality teaching activities and educational projects throughout Europe:

UEGF Partnerships with Monothematic Initiatives

A UEGF Partnership targets UEGF members as well as national societies, other professional organizations, groups of scientists and also subject related networks or individuals and is designed to establish a long-term relationship with a monothematic initiative. EUR 50.000 per partnership and year will be allocated to initiatives with an interdisciplinary aspect and the potential to become a high-quality activity.

UEGF Support of Postgraduate Educational Proposals (PEPs)

The UEGF Support of PEPs is aimed at facilitating and encouraging teaching activities from UEGF members including National Societies and Associations of Gastroenterology in order to endorse modern methods of teaching in medical education and training with EUR 10.000.

INFORMATION & APPLICATION >> www.uegf.org

>> ONLINE APPLICATION:

Visit the UEGF website and apply online on www.uegf.org!

UEGF Secretariat

Education Programme Committee
Wienerbergstrasse 11/12A
A-1100 Vienna / Austria
Phone +43-1-997 16 39
Fax +43-1-997 16 39-10
office@uegf.org

Responsible Organisation:

UEGF – United European Gastroenterology Federation

UEGF Secretariat:

Wienerbergstr. 11/12 A, 1100 Vienna, Austria

Phone: +43 – 1 – 997 16 39

Fax: +43 – 1 – 997 16 39-10

Email: office@uegf.org

www.uegf.org

Congress Venue:

Centre Convencions Internacional Barcelona (CCIB)

Rambla Prim 1 – 17, 08019 Barcelona, Spain

Congress and Exhibition/Sponsor Office:

CPO HANSER SERVICE GmbH – Core PCO



Paulsborner Str. 44, 14193 Berlin, Germany

Phone: +49 – 30 – 300 669 0

Fax: +49 – 30 – 305 73 91

Email: uegw2010@cpo-hanser.de